

# Set de scule de mana in suport SOS

964/31SOS



## Profile



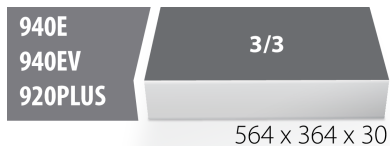
## Caracteristicile produsului











- Tool tray dimension: 564 x 364 x 30 mm
- Compatible with drawers of Eurostyle, Eurovision, Euromotion, Europlus and Hercules (front drawers) line

## Set includes:

- 1x torque wrench (article 263) dim. 1/2"/40-200 Nm
- 9x screwdriver socket 1/2", with TX profile (article 192/2TX) dim. TX20, TX25, TX27, TX30, TX40, TX45, TX50, TX55, TX60
- 9x long screwdriver socket 1/2", with TX profile (article 192/2TXL) dim. TX20, TX25, TX27, TX30, TX40, TX45, TX50, TX55, TX60
- 9x socket 1/2" with internal TX profile (article 191/1) dim. E10, E11, E12, E14, E16, E18, E20, E22, E24
- 6x screwdriver socket 1/2", with ZX profile (article 192/2ZX) dim. M5, M6, M8, M10, M12, M14
- 5x long screwdriver socket 1/2", with ZX profile (article 192/2ZXL) dim. M6, M8, M10, M12, M14
- 8x hex socket 1/2" (article 192/2HX) dim. 5, 6, 7, 8, 9, 10, 12, 14
- 6x hex socket 1/2", long type (article 192/2HXL) dim. 5x100, 6x100, 7x100, 8x100, 10x100, 12x100
- 3x spark plug socket 3/8" (article 186.4/2) dim. 21, 19, 16

- 6x pin punch (article 641/6) dim. 2, 3, 4, 5, 6, 8)



Denumirea Produsului	SKU	Articol	Dimensiuni	Cantitate
Set de scule de mana in suport SOS	621390	964/31SOS	-	79
Capete chei tubulare cu profil TX exterior 1/2"		192/2TX	TX 20, TX 25, TX 27, TX 30, TX 40, TX 45, TX 50, TX 55, TX 60	9
Capete chei tubulare cu profil TX exterior lungi 1/2"		192/2TXL	TX 20, TX 25, TX 27, TX 30, TX 40, TX 45, TX 50, TX 55, TX 60	9
Capete chei tubulare cu profil TX interior 1/2"		191/1	E 10, E 11, E 12, E 14, E 16, E 18, E 20, E 22, E 24	9
Capete chei tubulare cu profil ZX exterior 1/2"		192/2ZX	M 5, M 6, M 8, M 10, M 12, M 14	6
Capete chei tubulare cu profil ZX exterior lungi 1/2"		192/2ZXL	M 6, M 8, M 10, M 12, M 14	5
Capete chei tubulare cu profil hexagonal exterior 1/2"		192/2HX	5, 6, 7, 8, 9, 10, 12, 14	8
Capete chei tubulare cu profil hexagonal exterior lungi 1/2"		192/2HXL	5x64, 6x64, 7x64, 8x64, 10x64, 12x64	6
Capete chei tubulare 1/2" cu 12 laturi		190/1 12p	10, 11, 12, 13, 14, 15, 16, 17, 18, 19, 20, 21, 22, 24, 27, 30, 32	17
Cheie de bujii cu patrat de 3/8"		186.4/2	21, 19, 16	3
Dornuri		641/6	2, 3, 4, 5, 6, 8	6
Cheie dinamometrica		263	1/2"/40-200 Nm	1
Modul SOS pentru 964/31SOS		vI964/31SOS	564x364x30	1

\* Imaginea produsului este simbolica. Toate dimensiunile sunt exprimate în mm, greutatea în grame.