

# Set i kaçavidave TBI në SOS sirtar

964ECO9



## Profiles

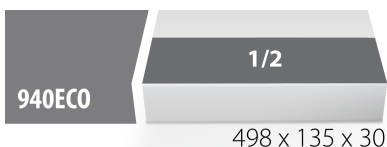



## Product features



- Dimensionet e shtrojes 498x135x40 mm
- Përshtatet me sirtarët e karrocës ekonomike

## Seti përfshin:

- Kaçavidë e rrafshhtë 4x TBI (artikulli 605TBI) dim. 0,5x3,0x80, 0,8x4,0x100, 1,0x5,5x125, 1,2x6,5x150
- 3x Kaçavida kryq (Ph) me dorezë TBI (art. 615TBI), dim. PH 0x60, PH 1x80, PH 2x100
- 1x Kaçavidë kryq të dyfishtë (PZ) me dorezë TBI (art. 625TBI), dim. PZ2x100



Product name	SKU	Article	Dimensions	Quantity
Set i kaçavidave TBI në SOS sirtar	621292	964ECO9	-	8
Kaçavidë e rrafshhtë TBI		605TBI	0.5 x 3.0x80, 0.8 x 4.0x100, 1.0 x 5.5x125, 1.2 x 6.5x150	4

Product name	SKU	Article	Dimensions	Quantity
Kaçavidë kryq (PH) TBI		615TBI	PH 0x60, PH 1x80, PH 2x100	3
Kaçavidë plus (PZ) TBI		625TBI	PZ 2x100	1
SOS mjet tabaka për 964ECO9		v1964ECO9	498x135x30	1

\* Imazhet e produkteve janë simbolike. Të gjitha dimensionet janë në mm, pesha në gram. Të gjitha dimensionet e listuara mund të ndryshojnë në tolerancë.

## Safety tips



- Use a screw holding screwdriver to get screws started in awkward, hard-to-reach areas.
- Use a stubby screwdriver in close quarters where a conventional screwdriver cannot be used.
- A rounded tip should be redressed with a file; make sure edges are straight.
- Screwdrivers used in the shop are best stored in a rack. This way, the proper selection of the right screwdriver can be quickly made.
- Keep the screwdriver handle clean; a greasy handle is apt to cause accidents.
- A screwdriver should never be used as pry bar. If it is overstressed in this manner, the blade might break and send a particle of steel into the operator's arm or even towards his eyes.



- Don't use pliers on the handle of a screwdriver to get extra turning power. A wrench should only be used on the square shank or bolster of a screwdriver that is especially designed for that purpose.
- Don't expose a screwdriver blade to excessive heat as it may reduce the hardness of the blade.
- Don't use a screwdriver with a split or broken handle.
- Don't use a regular screwdriver to check a storage battery or to determine if an electrical circuit is live.