

Timing pulley puller

2210/2

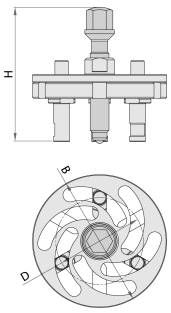


Profiles



Product features

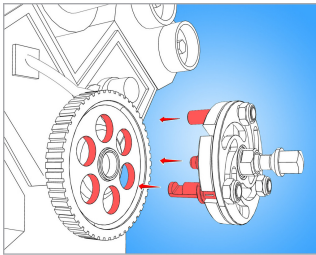
- material: premium flex plus carbon steel
- entirely hardened and tempered
- surface finish: trivalent chrome plated according to ISO 1456:2009, screw blackened
- for removing pulleys with 3, 6, 9 slots
- This tool is designed for removing drive pulleys with face grooves. The tool removes a pulley absolutely free of any risk of damage. The tool is adaptable to different pulley diameters, as the legs are adjustable.



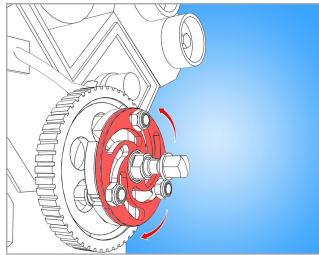
	B	D	H	
620226	100	48 - 82	135	1085

* Images of products are symbolic. All dimensions are in mm, and weight in grams. All listed dimensions may vary in tolerance.

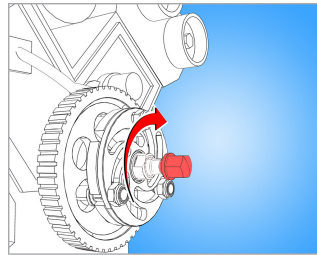
Usage (pictures)



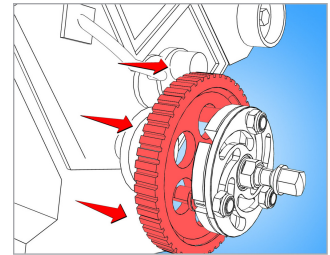
Insert puller legs into openings of pulley.



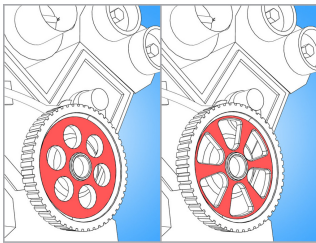
Turn setting plate to shift puller legs, so they tightly grasp to pulley.



Turn spindle clockwise until pulley comes off.




When finished working, remove puller.



Can be used for ...



Photo (pictures)



Spare parts

Spindle for 2210/2

 Arm for 2210/2

Related products

 Separator puller

Safety (pictures)

