

# Alet arabası Ekonomik

940ECO



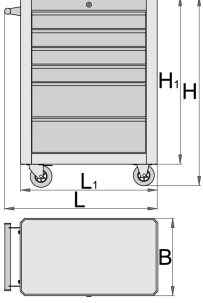
## Profiles





## Product features

- malzeme: sac metal
- kilitleme sistemi
- lock with key included also foam keyring
- biri frenli 4 tekerlek
- bilyalı sürgülü çekmeceler
- sentetik örtü çekmeceleri ve aletleri hasarlardan korur

- aksesuar ekleme olanağı
- kadmiyum ve kurşun içermeyen renkle ekolojik lake kaplamalıdır
- 6 çekmece (dört çekmecenin boyutları: 490x275x70mm, iki çekmecenin boyutları: 490x310x150mm)
- her çekmecenin maksimum kapasitesi: 30kg
- Özel olarak, özel tüketici tarafından kullanılmak üzere Unior üretim programında tasarlanmıştır.



	L	B	H	L1	H1	
617227	700	355	890	625	764	33000

\* Ürünlerin resimleri semboliktir. Bütün boyutlar mm ve ağırlık gram cinsindendir.

## Accessories



940ECO için 3 parçalı ara bölme takımı



Şişelik 940ECO

## Spare parts



Lock with keys



940ECO için bilyalı sürgü



Set of casters

## Safety tips



- Lock all your drawers before trying to roll the tool carriage into a new work area.
- Set the brakes on the locking casters after you have rolled the cabinet to your work area.
- Treat your tool carriage, tool chests, or tool boxes with respect.
- Always follow the prescribed max load capacity of individual drawers and the carriage as a whole.
- Always put heavier objects in the bottom drawers
- Always close drawers when not in use.
- Always follow manufacturer manual instructions regarding assembly and repair of your tools.



- Don't open two or more drawers at the same time, there is high chance of it tipping over.
- Don't throw tools into drawer, always put the tools in.
- Don't use an opened drawer as a working surface.
- Don't clean a lacquered surface with a solvent cleaner.
- Don't pull a tool carriage as you won't be able to see where you are headed. Push it in front of you so you can see where you are going.
- Don't stack a tool carriage with too many extra chests or tool trays; it may tip over at the most unexpected time.
- Don't roll a tool carriage with loose tools or parts on top of the carriage.
- Don't roll a tool carriage too quickly; a pot hole in the floor or some hardware on the floor may cause an accident.
- Don't overload the drawers; if you haven't got room for all of your tools, you need a larger tool carriage.
- Don't open up too many loaded drawers at a time; close each drawer before opening up another. Heavily loaded opened drawers are an invitation to tipping.