

Chain breaker, press and riveting tool for motorbike

3200/2BI



Profiles



Product features

- material: premium flex plus carbon steel
- surface finish: trivalent chrome plated to standard ISO 1456:2009
- ergonomic heavy duty double component handle
- Dimension of box: 321 x 198 x 54

Usage:

- for DID chains with graduation 520, 525, 530 and 532

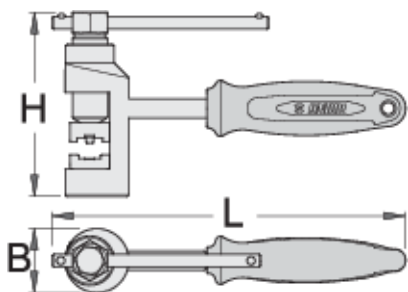
- for Regina chains with graduation 520, 525, 530
- for RK chains with graduation 520, 525, 530 and 532
- compatible with most motorcycle drive chains

Disassembling the chain:

- a robust set for disassembling a chain without any prior grinding of the pin
- select the appropriate pin (diameter Ø3, Ø3,5 or Ø5 mm) and lower guide (Ø4 Ø5 or Ø6 mm) corresponding to the pin diameter on the chain
- insert the pin into the tool, then position the tool on the chain link and rotate the tool until the chain pin falls out

Assembling the chain:



- assemble the chain according to the manufacturer's instructions
- select an appropriate set of pressing adaptors depending on the size of the plates (guide widths to 13.5 mm or 16 mm)
- position the set into the tool. Place the tool on the connecting chain link and press the link by rotating the riveting tool using the handle until the plates and the chain are tightly connected
- after the chain link and the plates have been successfully aligned, install the chain pin
- You can choose from 3 types of riveting pins (type A, B or C)
- place the riveting set into the tool and rotate the handle to cause a deformation of the head of the pin, so the diameter is between 5.5 to 5.8 mm as recommend the chain manufacturer's instructions



	B	H	L	
623220	40	115	270	2490

* Images of products are symbolic. All dimensions are in mm, and weight in grams. All listed dimensions may vary in tolerance.

Usage (pictures)



Spare parts



Riveting pins



Riveting pins



Riveting pins



Disassembling pin



Disassembling pin



Disassembling pin