


Ispitivač napona 220 - 250 V

630VDE



Profili

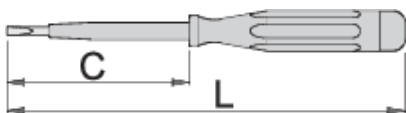




Standardi

DIN EN IEC 60900 (VDE 0682-201):2019-04; EN IEC 60900:2018

Atributi proizvoda

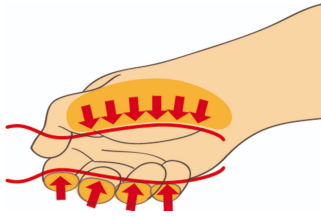
- dimenzija 140 sa spojnicom
- izrađeno prema standardu DIN EN IEC 60900 (VDE 0682-201):2019-04; EN IEC 60900:2018



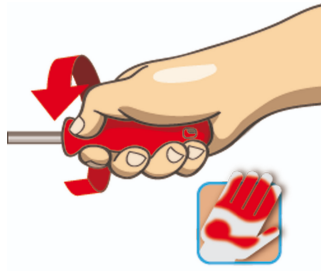
	axb	C	L	
617659	0.5 x 3.0	60	140	16
617660	0.6 x 3.5	90	180	27

* Slike proizvoda su simbolične. Sve dimenzije su u mm, masa je u g.

Upotreba (pictures)



Ergonomski oblikovana drška za odličan prihvata i zaštitu ruke korisnika



Velika kontaktna površina obezbeđuje postizanje većeg obrtnog momenta.



Safety tips



- Use a screw holding screwdriver to get screws started in awkward, hard-to-reach areas.
- Use a stubby screwdriver in close quarters where a conventional screwdriver cannot be used.
- A rounded tip should be redressed with a file; make sure edges are straight.
- Screwdrivers used in the shop are best stored in a rack. This way, the proper selection of the right screwdriver can be quickly made.
- Keep the screwdriver handle clean; a greasy handle is apt to cause accidents.
- A screwdriver should never be used as pry bar. If it is overstressed in this manner, the blade might break and send a particle of steel into the operator's arm or even towards his eyes.



- Don't use pliers on the handle of a screwdriver to get extra turning power. A wrench should only be used on the square shank or bolster of a screwdriver that is especially designed for that purpose.
- Don't expose a screwdriver blade to excessive heat as it may reduce the hardness of the blade.
- Don't use a screwdriver with a split or broken handle.
- Don't use a regular screwdriver to check a storage battery or to determine if an electrical circuit is live.