







Bike tool set in tool tray

1600SOS27



Product name	SKU	Article	Dimensions	Quantity
Bike tool set in tool tray	640024	1600SOS27		21
T-handle hex wrench		193HX-US	2, 2,5, 3, 4, 5, 6, 8, 10	8
T-handle TX wrench		193TX-US	TX 8, TX 10, TX 15, TX 20, TX 25, TX 27, TX 30	7
Electrician's screwdriver with insulated blade, VDE TBI		603VDETBI	0.8 x 4.0x100	1
Crosstip (PH) screwdriver with insulated blade, VDE TBI		613VDETBI	PH1x80, PH2x100	2
Awl with round, double bent blade		639C	165	1
Tool tray for 1600SOS27		vl.1600SOS27	564x364x30	1
Label Made for work		1843MFW-BIKE TOOLS		1

* Images of products are symbolic. All dimensions are in mm, and weight in grams. All listed dimensions may vary in tolerance.

Usage (pictures)

