








Bike tool set in tool tray

1600SOS26

NEW



Product name	SKU	Article	Dimensions	Quantity
Bike tool set in tool tray	640023	1600SOS26		24
BB30 & DUB removal tool		1625/2	80	1
BB90 removal tool		1625/2BB90		1
Spoke wrench		1630/5	3,3, 3,45, TX20, 4	4
Flat spoke holder		1632		1
Pro spoke wrench		1633/2P-US	4x4,4, 3,3x3,45	2
Double sided spoke wrench		1636/2P-US	5.5x6	1
Set of two metal tire levers		1657/2A		1
Set of two tire levers, red		1657RED		1
Bottom bracket socket 16 Notch		1671.16N		1

Product name	SKU	Article	Dimensions	Quantity
Bottom bracket and Bosch gen. 3 & 4 lockring tool, 8 notch		1671.2/4		1
Bottom bracket socket BB9000		1671.BB9000		1
Bottom bracket socket BBR60		1671.BBR60		1
Bottom bracket socket BSA30		1671.BSA30		1
Bottom bracket socket MegaEVO		1671.MEvo		1
Bottom bracket socket T47		1671.T47		1
Bottom bracket socket retaining tool		1671.RET		1
Rotor truing fork 2.0		1666/6	2.45	1
Disc brake piston spreader		1750/2DP-US		1
Tool tray for 1600SOS26		vl.1600SOS26	564x364x30	1
Label Made for work		1843MFW-BIKE TOOLS		1

* Images of products are symbolic. All dimensions are in mm, and weight in grams. All listed dimensions may vary in tolerance.

Usage (pictures)

