



















Bike tool set in tool tray

1600SOS23



Product name	SKU	Article	Dimensions	Quantity
Bike tool set in tool tray	640020	1600SOS23		53
Y hex wrench		1781/2HX-US	2x2,5x3, 4x5x6	2
Y torx wrench		1781/2TX-US	10x15x25	1
Hex socket 1/4"		187/2HX	3, 4, 5, 6	4
Hex socket 1/2"		192/2HX	6, 8	2
Long hex socket 1/2"		192/2HXL	10x64	1
Screwdriver socket with TX profile 1/4"		187/2TX	TX 8, TX 10, TX 15, TX 25, TX 27	5
Screwdriver socket 1/2" with TX profile		192/2TX	TX 30, TX 40	2
Screwdriver socket 1/2" with TX Plus profile		192/2TXP		1

Product name	SKU	Article	Dimensions	Quantity
Reversible ratchet 1/4"		188.1/1ABI-US	1/4"	1
Extension bar 1/4"		188.4/2	1/4"x100	1
Adaptor 1/4"		188.7/2	1/4" - 3/8"	1
Socket 1/4", 6 point		188/2 6p	7, 8, 9, 10, 11	5
Socket 1/2", 6 point		190/1 6p	12, 13, 14, 15, 17, 18, 19	7
Swivel handle 1/2"		190.2/1BI-US	1/2"x450	1
Swivel handle 1/4"		188.2/2BI-US	1/4"	1
Extension bar 1/2"		190.4/1	1/2"x125	1
Adaptor 1/2"		190.7/2	1/2"x3/8"	1
Hex wrench, long type		220/3L	10, 12	2
Set of ball-end hex wrenches, long type on plastic clip		220/3SLPH-US		1
Set of wrenches with TX profile and hole in plastic clip		220/7TXPH	TR8 - TR40x9	1
Electronic torque wrench		266B	1/4"x1 - 20, 1/2"x4,3 - 85	2
Tool tray for 1600SOS23		vl.1600SOS23	564x364x30	1
Label Made for work		1843MFW-BIKE TOOLS		1

* Images of products are symbolic. All dimensions are in mm, and weight is in grams. All listed dimensions may vary in tolerance.

Usage (pictures)

