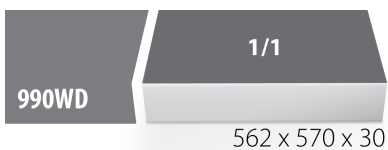






Set of tools in tray 2 for 2600D

SET2-2600D

NEW



| Product name | SKU | Article | Dimensions | Quantity |
|----------------------------------|---|-------------|------------------------|----------|
| Set of tools in tray 2 for 2600D | 629842 | SET2-2600D | | 23 |
| Cone wrench, single sided |  | 1617/2DP-US | 13, 14, 15, 16, 17, 32 | 6 |
| Adjustable wrench |  | 250/1 | 200 | 1 |

| Product name | SKU | Article | Dimensions | Quantity |
|------------------------------------|---|-------------|---|----------|
| Open end wrench |  | 110/1 | 6 x 7, 8 x 9, 10 x 11, 12 x 13, 14 x 15, 16 x 17, 18 x 19, 20 x 22, 21 x 23, 24 x 26, 25 x 28, 27 x 32 | 12 |
| Flat wrench for suspension service | | 1706/2DP-US | | 1 |
| Suspension wrench with strap | | 1705/2DP-US | | 1 |
| Measuring tape |  | 710R-US | 3 m | 1 |
| Empty tray for SET2-2600D | | v12-2600D | 560x570x40 | 1 |

* Images of products are symbolic. All dimensions are in mm, and weight in grams. All listed dimensions may vary in tolerance.

Usage (pictures)

