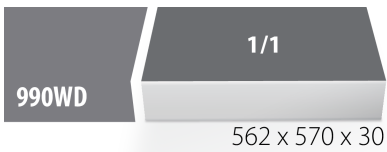













Set of tools in tray 1 for 2600D

SET1-2600D



Product name	SKU	Article	Dimensions	Quantity
Set of tools in tray 1 for 2600D	629841	SET1-2600D		31
Dijital kumpas		270A	0 - 150	1
Suspension wrench with strap		1705/2DP- US		1
Valve core remover		1755/2		1
Somun anahtarı		220/3	1.5, 2, 2.5, 3, 4	5

Product name	SKU	Article	Dimensions	Quantity
Plastik klipste TX profilli anahtar takımı		220/7TXPH	TR8 - TR40x9	1
T-handle hex wrench		193HX-US	2, 2,5, 3, 4, 5, 6, 8	7
T-handle TX wrench		193TX-US	TX 25, TX 10	2
Pimli kanca anahtarı		253/2DP-US	2,3x2,8	1
Düz cımbız		1344	140	1
Yuvarlak çift eğri ağızlı tiğ		639C	165	1
Yuvarlak 90° eğri ağızlı tiğ		639B	165	1
Yuvarlak düz ağızlı tiğ		639A	165	1
Yuvarlak, çift eğri küçük ağızlı tiğ		639D	165	1
Darbe çekici		820	32	1
Anahtarcı çekici		812	300	1
izoleli süngülü elektrikçi tip tornavida, VDE TBI		603VDETBI	0.8 x 4.0x100, 1.0 x 5.5x125	2
izoleli süngülü yıldız (PH) tornavida, VDE TBI		613VDETBI	PH1x80, PH2x100	2
Empty tray for SET1-2600D		v11-2600D	560x570x40	1

* Ürünlerin resimleri semboliktir. Bütün boyutlar mm ve ağırlık gram cinsindedir.

Usage (pictures)

