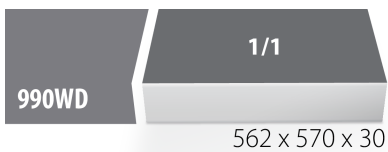














Set of tools in tray 1 for 2600D

SET1-2600D

NEW



Product name	SKU	Article	Dimensions	Quantity
Set of tools in tray 1 for 2600D	629841	SET1-2600D		41
Digital calliper		270A	0 - 150	1
Suspension wrench with strap		1705/2DP-US		1
Valve core remover		1755/2		1

Product name	SKU	Article	Dimensions	Quantity
Hex wrench		220/3	3/64", 1/16", 1.5, 2, 2.5, 3, 4	7
Wrench with TX profile		220/7TXN	TX 6, TX 7, TX 8, TX 9, TX 10, TX 15, TX 20, TX 25, TX 27	9
T-handle hex wrench		193HX-US	2, 2,5, 3, 4, 5, 6, 8	7
T-handle TX wrench		193TX-US	TX 25, TX 10	2
Adjustable spanner wrench		253/2DP-US	2,3x2,8	1
Flat tweezers		1344	140	1
Awl with round, double bent blade		639C	165	1
Awl with round, 90° bent blade		639B	165	1
Awl with round straight blade		639A	165	1
Awl with round, double bent small blade		639D	165	1
Plastic hammer		820	32	1
Locksmiths` hammer		812	300	1
Electrician`s screwdriver with insulated blade, VDE TBI		603VDETBI	0.8 x 4.0x100, 1.0 x 5.5x125	2
Crosstip (PH) screwdriver with insulated blade, VDE TBI		613VDETBI	PH1x80, PH2x100	2
Empty tray for SET1-2600D		vl1-2600D	560x570x40	1

* Images of products are symbolic. All dimensions are in mm, and weight in grams. All listed dimensions may vary in tolerance.

Usage (pictures)

