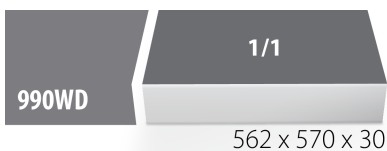









# Set of tools in tray 1 for 2600C - Wheel building

SET1-2600C

NOVO



| Ime proizvoda                                     | SKU   | Članak     | Dimenzije    | Količina |
|---|---|------------|--------------|----------|
| Set of tools in tray 1 for 2600C - Wheel building | 629839  | SET1-2600C |              | 16       |
| Straight Pull Spoke Pliers                        |   | 1753/2B-US | 1.4x2.2      | 1        |
| Spoke nipple shuffler                             |   | 1761       | 120.5x104x38 | 1        |
| Socket wrench with T-handle                       |  | 193N-US    | 5,5          | 1        |

| Ime proizvoda  | SKU   | Članak    | Dimenzije   | Količina |
|--|---|-----------|-------------|----------|
| Mjerač žice kotača                                     |  | 1629      | 357.5       | 1        |
| Ključ za brzu montažu žbica                            |  | 1751/2    |             | 1        |
| Vijci za brzo postavljanje zavojnica                   |   | 1756      | 1,5, 2,5    | 2        |
| Hub Genie - alat za demontažu završnih kapica središta |   | 1758/4    | 20, 12 & 15 | 2        |
| Odvijač za žbice, kvadratni                            |  | 1751/2Q   |             | 1        |
| Izvijač nasadni DT Swiss® SQUORX                       |   | 1751/2DT  |             | 1        |
| Magnetna posuda  |   | 2086      | 150         | 1        |
| Alat za montažu žbica                                  |  | 1751/2T   |             | 1        |
| Mjerač zategnutosti žica                               |  | 1752/2    |             | 1        |
| Ključ nasadni 1/4" dugi                                |  | 188/2L6p  | 5.5         | 1        |
| Empty tray for SET1-2600C                              |   | v11-2600C | 560x570x40  | 1        |

\* Slike proizvoda su simbolične. Sve dimenzije su u mm, masa je u g.

## Upotreba (pictures)

