








# Set of tools in tray 2 for 2600A and 2600C - BB & Crank tools

SET2-2600AC

NIEUW



Productnaam	SKU	Artikel	Afmetingen	Hoeveelheid
Set of tools in tray 2 for 2600A and 2600C - BB & Crank tools	629834	SET2-2600AC		26
Bottom bracket socket BB9000		1671.BB9000		1
Bottom bracket socket BBR60		1671.BBR60		1
Bottom bracket socket BSA30		1671.BSA30		1
Bottom bracket socket MegaEVO		1671.MEvo		1
Bottom bracket socket 16 Notch		1671.16N		1

Productnaam	SKU	Artikel	Afmetingen	Hoeveelheid
Bottom bracket socket E13		1671.E13		1
Bottom bracket socket HOPE		1671.HP		1
Bottom bracket socket T47		1671.T47		1
Bottom bracket socket retaining tool		1671.RET		1
Bottom Bracket Wrench 12 notch, 46,3mm		1671.9/2DP		1
Bottom Bracket Wrench 12 notch, 48mm		1671.10/2DP		1
Crowfoot open end wrench		1725/2CF	32, 36	2
Cartridge bottom bracket wrench		1671.8/2BI-US		1
BB30 & DUB removal tool		1625/2	80	1
BB90 removal tool		1625/2BB90		1
Bottom bracket and Bosch gen. 3 & 4 lockring tool, 8 notch		1671.2/4		1
Crank cap tool		1609.1		1
Crank cap tool for Sram DUB		1609.2DUB/5		1
Tapered crank puller		1662/4		1
Crank puller		1661/4		1
Pro pedal wrench		1613/2BI-US	15	1
Hanger Genie 2.0 - Hanger alignment tool		1602/5		1
Swivel handle 1/2"		190.2/1BI-US	1/2"x450	1
Reversible ratchet 1/2"		190.1/1ABI-US	1/2"	1
Empty tray for SET2-2600AC		v12-2600AC	560x570x40	1

\* Afbeeldingen van producten zijn symbolisch. Alle afmetingen zijn in mm en gewicht in gram. Alle vermelde afmetingen kunnen variëren in tolerantie.

## Gebruik (Afbeeldingen)

