





Bike tool set in SOS tool tray

1600M5



Product features

- Set is composed out of different bottom bracket, crankset and chain tools. Tools are stored in a high quality SOS foam tray that will fit in any of our 938 or 939 tool chest models.

Product name	SKU	Article	Dimensions	Quantity
Bike tool set in SOS tool tray	624364	1600M5		5
Pro chain wear indicator		1643/4	0 - 1,2	1
Crank puller		1661/4		1
Chainring nut wrench		1668/2		1
Cassette lockring wrench with guide		1670.8/2BI		1
Cartridge bottom bracket tool 20 tooth		1671.1/4		1

* Images of products are symbolic. All dimensions are in mm, and weight in grams. All listed dimensions may vary in tolerance.