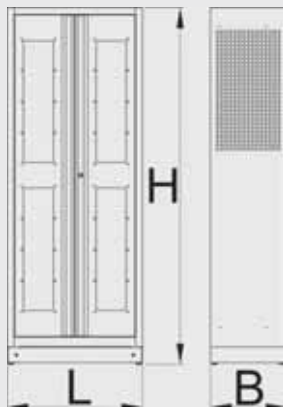



# LMS

lean manufacturing system **by**  **UNIOR**





Premium + QualiCoat

> The charging station has direct connection to the power grid. With four shelves, it allows you to charge battery tools or connect other electrical accessories, such as your phone, laptop, and other smart devices. It is an indispensable element of a modern workshop.

- 1 > material: premium PLUS sheet metal
- 2 > door locked with lock and folding key
- 3 > plexiglass door for viewing the cabinet interior
- 4 > the doors open 180°
- 5 > unlocked doors are held by magnets
- 6 > includes 4 shelves, the upper 2 are fixed, the lower two are adjustable
  - > the upper two shelves are designed for charging batteries and smart devices. Each include a bank of twelve main outlets.
  - > the upper shelves are perforated for extracting hot air
  - > the shelves are reinforced
  - > the side parts of the cabinet in the upper part are perforated for an easier extraction of hot air. Perforation serves as a means to attach accessories
- > the cover contains a plate with the mains switch, protective switches for the splitters and a thermostat, which can be regulated between 0 and 60°C
- > the cover also contains a ventilator allowing the air to flow at 160m<sup>3</sup>/h, which is activated at the set temperature and removes hot air from the cabinet, it includes a protective mesh netting and filter at the front, and the cover above the ventilator contains perforation for removing air
- > main plugin cable, lenght of 5m, 5X16A 400V
- > the cables are hidden in ducts
- > all electronics are marked with appropriate stickers
- > all cabinet parts are grounded
- 7 > the cabinet bottom is made in such way that it allows the cabinet to be moved with standard transport equipment such as forklifts and hand pallet trucks
  - > basic dimensions of cabinet L 770 x W 430 x H 2052mm
  - > coated with eco colour of QualiCoat quality standard



628543

L

770

B

430

H

2052

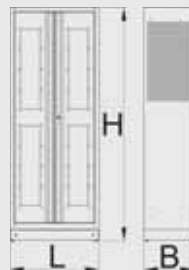


90000

## 991LMS.C2 CABINET ORGANIZER FOR TOOL TRAYS

- > Cabinet organizer for tool trays with nine shelves allows a visible and structured way of storing tools. The trays are slanted for visibility purposes, but can also be mounted in a horizontal position. The trays fit the standard 3/3 inserts with slots for various hand tools. The trays fit the trolleys and are easily replaceable.
- > material: premium PLUS sheet metal
- > door locked with lock and folding key
- > plexiglass door for viewing the cabinet interior
- > the doors open 180°
- > unlocked doors are held by magnets
- > includes 9 shelves at a 20° angle for a better overview of the tools in SOS inserts
- > a shelf with a front edge for limiting the tray
- > the shelves basically have spacing of 170mm
- > the shelves are reinforced
- > the side parts of the cabinet in the upper part are perforated for attaching accessories
- > the cabinet bottom is made in such way that it allows the cabinet to be moved with standard transport equipment such as forklifts and hand pallet trucks
- > basic dimensions of cabinet L 770 x W 430 x H 2052mm
- > coated with eco colour of Qualicoat quality standard

**Premium + QualiCoat**

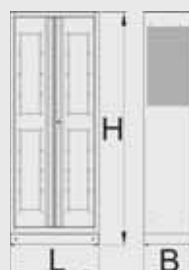


	L	B	H	
628542	770	430	2052	116000

## 991LMS.C1 CABINET ORGANIZER FOR DOCUMENTS

- > The cabinet organizer for documents is an ideal solution for systematically organized documentation, safely stored behind see-through doors for extra visibility. It features four adjustable shelves and a wide-open door option. Its walls are perforated, which allows the installation of additional accessories that will make the space additionally optimized.
- > material: premium PLUS sheet metal
- > door locked with lock and folding key
- > plexiglass door for viewing the cabinet interior
- > the doors open 180°
- > unlocked doors are held by magnets
- > includes 4 shelves which can be customised on 9 vertical positions
- > the shelves basically have spacing of 342mm
- > the bottom of cabinet serves as the fifth, fixed shelf
- > the shelves are reinforced
- > the side parts of the cabinet in the upper part are perforated for attaching accessories
- > the cabinet bottom is made in such way that it allows the cabinet to be moved with standard transport equipment such as forklifts and hand pallet trucks
- > basic dimensions of cabinet L 770 x W 430 x H 2052mm
- > coated with eco colour of Qualicoat quality standard

**Premium + QualiCoat**



	L	B	H	
628541	770	430	2052	80000

## 991LMS.S1 STORAGE&TRANSPORT METAL TRAY

- > A metal tray for a standard 3/3 insert allows storage and transfer of tools from the cabinet to the trolley or vice versa; exactly where you need it.
- > material: premium PLUS sheet metal
- > the sides hold back larger holes as handles with a plastic edge for an easier grip
- > metal tray compatible with Unior 3/3 tool trays
- > coated with eco colour of Qualicoat quality standard



Premium+ QualiCoat



	L	B	H	
628544	565	367	90	2340

## 991LMS.T1 SERVICE TROLLEY

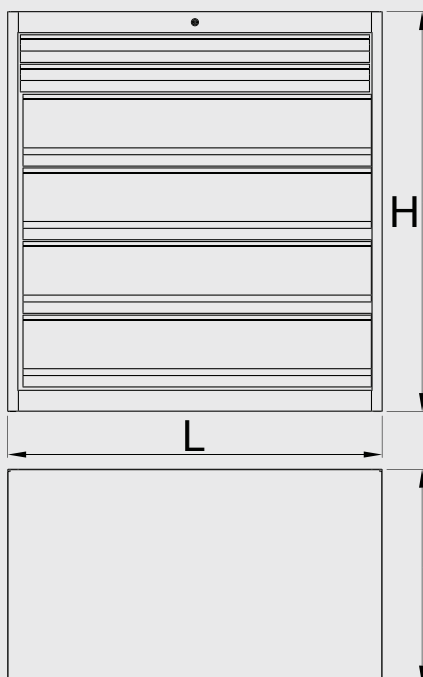
- > Save yourself the unnecessary carrying of heavy loads or inserts. The service trolley with 300 kg of load capacity allows the transport of two inserts on trays and other equipment at the same time, which will optimize your work process.
- > material: premium PLUS sheet metal
- > for transporting two trays containing SOS inserts which we place in a drawer, and two storage surfaces for transporting various parts, with the total carrying capacity of 300kg
- > casters of 200mm in diameter with roller bearings
- > handle for easier handling around an area
- > upper working surface with raised edges of 25mm in height, which is meant to contain tools and working items
- > the drawer can hold two metal trays with foam inserts and can be pulled out, enabling easy access to the tools.
- > capacity of drawer: 30 kg
- > coated with eco colour of Qualicoat quality standard



Premium+ QualiCoat



	L	B	H	L1	H1	
628540	1350	800	1000	1423	767	123000



- 1 > heavy duty and durable cabinet construction
  - > cabinet dimensions: L1221 × W700 × H1304 mm
  - > 6 drawers: 2 in size L1106 × W596 × H72 mm with capacity 90 kg and 4 in size L1106 × W596 × H198 mm with capacity 180 kg
  - > total drawer volume: 522 liters
  - > 100% extension drawers with high quality ball bearing slides
- 2 > central locking system with a lock and folding key
- 3 > block safety system prevents simultaneous opening of more than one drawer. When one drawer is opened, all other drawers are locked and cannot be opened, which prevents drawer from tipping over.
- 4 > customization – divide drawers with the use of partitions and dividers according to your needs
  - > made of premium PLUS sheet metal
- 5 > painted with eco colors of Qualicoat quality standard





> This mobile, adjustable, safe and stable trolley ensures that you won't have to take any unnecessary transport routes during your work. It provides a tidy workplace, excellent accessibility to resources, basic tools and documentation. It features a portable work surface, and item security is ensured by a locking system. It is useful in workshops, production and everywhere in lean manufacturing (LMS).

> material: premium PLUS sheet metal

1 > working surface with mobile durable plate with buckle, size landscape A3

2 > raised edge for preventing plate slippage

3 > mobile phone stand

4 > holes for pen storage

5 > deepened storage surface for accessories

6 > 2 drawers L 563 x W 365 x H 70mm

> drawers can be modified with partitions set 940ES3A or 940ES3

7 > 2 storage surfaces in the lower part of the trolley

8 > ergonomic handle

9 > central locking system with a lock and folding key

10 > oil and acid resistant casters of a diameter of 100 mm, one with brake, which blocks spinning and swiveling of the caster

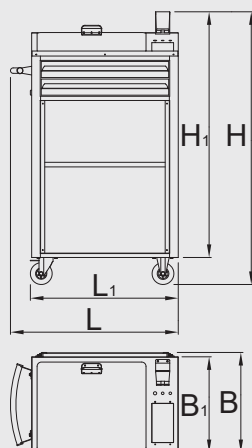
> full extension drawers with top quality ball-bearing slides  
> the synthetic covering protects drawers and tools from damage

> coated with eco colour of Qualicoat quality standard

> basic dimensions with handle and casters L 770 x W 460 x H 1252mm

> maximum capacity of each drawer: 45kg

> drawers compatible with SOS tool trays 1/3, 2/3, 3/3



Premium + QualiCoat



612208

L

770

L1

673

B

460.5

B1

440

H

1252

H1

1125



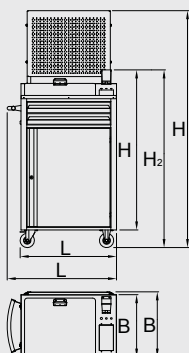
39000

## 994WD MOBILE CONTROL TROLLEY WITH TOOL RACK WALL AND DOOR

- > This mobile, adjustable, safe and stable trolley with a perforated wall and door ensures that you won't have to take any unnecessary transport routes during your work. It provides a tidy workplace, excellent accessibility to resources, basic tools and documentation. The perforated wall allows the installation of additional storage elements and improves the visibility of the workplace. The mobile control trolley features a portable work surface, and item security is ensured by a locking system and doors. It is useful in workshops, production and everywhere in lean manufacturing (LMS).
- > basic dimensions with handle and casters L 770 x W 460 x H 1669 mm
- > perforated back for hanging tools with standard Unior perforation
- > door with a lock and folding key



Premium + QualiCoat



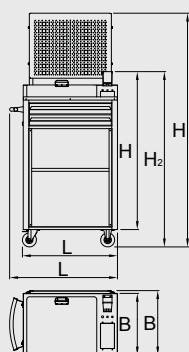
	L	L1	B	B1	H	H1	H2	
628372	770	673	460.5	440	1669	1125	1252	46300

## 994W MOBILE CONTROL TROLLEY WITH TOOL RACK WALL

- > This mobile, adjustable, safe and stable trolley with a perforated wall ensures that you won't have to take any unnecessary transport routes during your work. It provides a tidy workplace, excellent accessibility to resources, basic tools and documentation. The perforated wall allows the installation of additional storage elements and improves the visibility of the workplace. The mobile control trolley features a portable work surface, and item security is ensured by a locking system. It is useful in workshops, production and everywhere in lean manufacturing (LMS).
- > basic dimensions with handle and casters L 770 x W 460 x H 1669 mm
- > perforated back for hanging tools with standard Unior perforation



Premium + QualiCoat



	L	L1	B	B1	H	H1	H2	
628371	770	673	460.5	440	1669	1125	1252	50000

**991.1HDS SET OF PARTITIONS FOR 991HD SMALL DRAWER, 3 PIECES**



628266

L

596

B

28.2

H

63

**991.11HDS SET OF DIVIDERS FOR 991HD SMALL DRAWER, 5 PIECES**



628267

L

74.7

B

7

H

68

**991.12HDS SET OF DIVIDERS FOR 991HD SMALL DRAWER, 5 PIECES**



628268

L

100.5

B

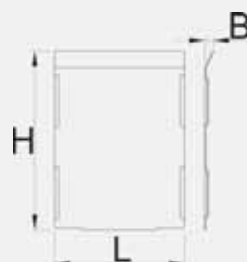
7

H

68



**991.22HDS SET OF DIVIDERS FOR 991HD BIG DRAWER, 5 PIECES**



628272

L

100.5

B

7

H

139





#### 991.13HDS SET OF DIVIDERS FOR 991HD SMALL DRAWER, 5 PIECES



628269

L

152

B

68

H

68

#### 991.2HDS SET OF PARTITIONS FOR 991HD BIG DRAWER, 3 PIECES



628270

L

596

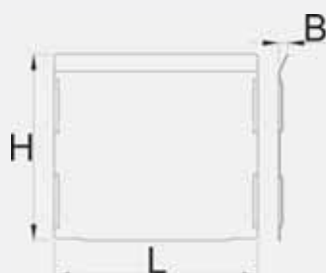
B

28

H

134

#### 991.23HDS SET OF DIVIDERS FOR 991HD BIG DRAWER, 5 PIECES



628273

L

152

B

7

H

139

#### 991.21HDS SET OF DIVIDERS FOR 991HD BIG DRAWER, 5 PIECES



628271

L

74.4

B

7

H

63





## MODULAR WORK BENCHES

The modular work benches are exceptionally durable and of high quality. As the name implies, they offer a rich selection of elements, designed for the user to choose according to individual needs. Since they are compatible, one can assemble a »tailor made« workstation. Our engineers are aware of the specific needs of professional and personal users. Therefore, our solutions ensure convenient accessibility and disposal of tools. The work environment is transparent and convenient. The steel sheet is of superior quality and varnished, providing maximum protection against mechanical damage. The countertops are designed with sustainability in mind, making the work surface virtually indestructible when used properly. The increased productivity of each professional user is the added value, since the counters provide tool accessibility and transparency, therefor maintaining order is very easy.






**627655**

- > basic dimensions of work bench L 2000 x W 750 x H 2025mm
- > module included plastic boxes: 60x60x50mm 2 pcs, 90x60x50mm 5 pcs, 120x60x50mm 3 pcs, 90x90x50mm 1 pc, 120x120x50mm 1 pc, 180x90x50mm 1 pc

**Premium + QualiCoat**





**990MA16 MODULAR WORK BENCH - MODULE A16**



**Premium + QualiCoat**

**627607**

> basic dimensions of work bench L 1500 x W 750 x H 2025mm

**990MB2 MODULAR WORK STATION - MODULE B2**



**Premium + QualiCoat**

**625752**

> basic dimensions of work bench L 2000 x W 750 x H 2025mm

**990MA11 MODULAR WORK BENCH - MODULE A11**



**Premium + QualiCoat**

**625761**

> basic dimensions of work bench L 1500 x W 750 x H 2025mm

**990MA15 MODULAR WORK BENCH - MODULE A15**



**Premium + QualiCoat**

**625745**

> basic dimensions of work bench L 2000 x W 750 x H (730 - 1150)mm

### 990MA10 MODULAR WORK BENCH - MODULE A10



**Premium + QualiCoat**

**625760**

> basic dimensions of work bench L 2500 x W 750 x H 2025mm

### 990MA1 MODULAR WORK BENCH - MODULE A1



**Premium + QualiCoat**

**625751**

> Work benches are an indispensable element in a professional or home workshop. Unior's modular benches are durable, stable and convenient due to their durable work surface, perforated walls, excellent lighting options, convenient drawers. Module A1 also features plastic containers for storing small inventory.

> basic dimensions of work bench L 2000 x W 750 x H 2025mm

### 990MC9 PERFORATED BACK - MODULE C9



**Premium + QualiCoat**

**625759**

> basic dimensions of perforated back L 1500 x H 1155mm

### 990MA3 MODULAR WORK BENCH - MODULE A3




**Premium + QualiCoat**

**625753**

> basic dimensions of work bench L 2000 x W 750 x H (1885 - 2305)mm

**990MC5**    **PERFORATED BACK - MODULE C5**



**Premium + QualiCoat**

**625755**

> basic dimensions of perforated back L 2000 x H 1155mm

**990MA14**    **MODULAR WORK BENCH - MODULE A14**



**Premium + QualiCoat**

**627544**

> basic dimensions of work bench L 2000 x W 750 x H 870mm

**990MA13**    **MODULAR WORK BENCH - MODULE A13**



**Premium + QualiCoat**

**626731**

> basic dimensions of work bench L 2000 x W 750 x H 870mm

**990MC4**    **PERFORATED BACK - MODULE C4**



**Premium + QualiCoat**

**625754**

> basic dimensions of perforated back L 2000 x H 1155mm

**990MA12 MODULAR WORK BENCH - MODULE A12**



**Premium + QualiCoat**

**626730**

> basic dimensions of work bench L 2000 x W 750 x H 2025mm

**990MA6 MODULAR WORK BENCH - MODULE A6**



**Premium + QualiCoat**

**625756**

> basic dimensions of work bench L 1500 x W 750 x H 2025mm

**990MA18 MODULAR WORK BENCH - MODULE A18**



**Premium + QualiCoat**

**627656**

> basic dimensions of work bench L 1500 x W 750 x H 2025mm

**990AD1 ANGLE MODULAR WORK BENCH**



**Premium + QualiCoat**

**627057**

> basic dimensions of angle work bench L 1000 x W 1000 x H 2025mm



## 990MA7 MODULAR WORK BENCH - MODULE A7



Premium + QualiCoat

625757

## 990MC8 PERFORATED BACK - MODULE C8



Premium + QualiCoat

625758

> basic dimensions of work bench L 1500 x W 750 x H (730 - 1150)mm

> basic dimensions of perforated back L 1500 x H 1155mm


## 946ACR WORK BENCH WITH CABINET WITH ROLLER SHUTTER



Premium + QualiCoat



## 946AC WORK BENCH WITH CABINET



Premium + QualiCoat



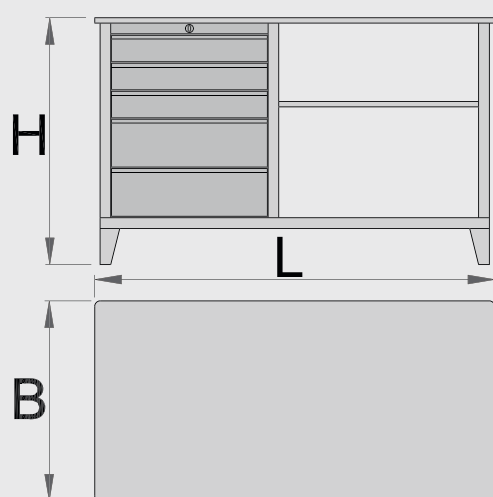
- > combination of work bench (art. 946A) and cabinet with roller shutter for work bench (art. 946CR)
- > wooden worktop
- > 5 drawers (3x L 560 x W 570 x H 70mm, 2x L 560 x W 605 x H 150mm)
- > static load capacity: 2300 kg
- > capacity of drawer: 45kg
- > with 30 hooks
- > model CR with roller shutter and with locking system

- > combination of work bench (art. 946A) and cabinet for work bench (art. 946C) (article 946 ACR cabinet with roller shutter)
- > wooden worktop
- > 5 drawers (3x L 560 x W 570 x H 70mm, 2x L 560 x W 605 x H 150mm)
- > static load capacity: 2300 kg
- > capacity of drawer: 45kg
- > with 30 hooks

	L	B	H	
612331	1500	750	1665	146000

	L	B	H	
612220	1500	750	1665	136000





Premium + QualiCoat

- 1 > material: premium PLUS sheet metal
- 2 > central locking system with a lock and folding key
  - > lock with key included also foam keyring
  - > full extension drawers with top quality ball-bearing slides
- 3 > the synthetic covering protects drawers and tools from damage
  - > coated with eco colour of QualiCoat quality standard
- 4 > wooden worktop
- 5 > 5 drawers (3x L 560 x W 570 x H 70mm, 2x L 560 x W 605 x H150mm)
  - > static load capacity: 2300 kg
  - > capacity of drawer: 45kg



612328

L

1500

B

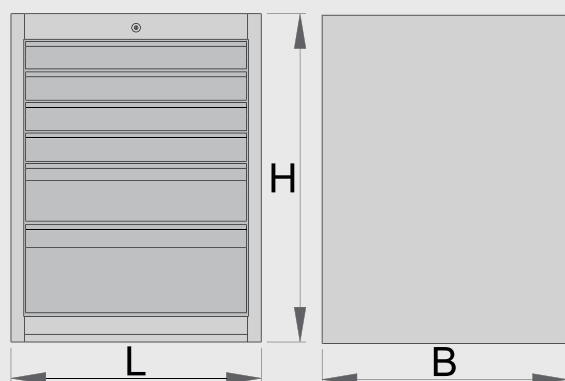
750

H

925



116000



- 1 > material: premium PLUS sheet metal
- 2 > central locking system with a lock and folding key
  - > lock with key included also foam keyring
- 3 > full extension drawers with top quality ball-bearing slides
- 4 > the synthetic covering protects drawers and tools from damage
  - > coated with eco colour of Qualicoat quality standard
- 5 > 6 drawers (4 x L 564 x W 570 x H 70mm, 1 x L 564 x W 605 x H 150 mm and 1 x L 564 x W 605 x H 230 mm)
  - > basic dimensions L 663 x W 650 x H 870 mm
  - > total volume of drawers: 220 litres
  - > possible use of SOS tool tray system in drawers
  - > maximum capacity of each drawer: 50kg

Premium+ QualiCoat




## 990WD6LC100 WIDE DRAWER CABINET - 6 DRAWERS



- > 6 drawers (4 x L 564 x W 570 x H 70mm, 1 x L 564 x W 605 x H 150 mm and 1 x L 564 x W 605 x H 230 mm)
- > basic dimensions L 663 x W 650 x H 870 mm
- > total volume of drawers: 220 litres
- > possible use of SOS tool tray system in drawers
- > maximum capacity of each drawer: 100kg

## 990WD8 WIDE DRAWER CABINET - 8 DRAWERS



- > 8 drawers (7 x L 564 x W 570x70mm, one dimension 564x605x150mm)
- > basic dimensions L 663 x W 650 x H 870 mm
- > total volume of drawers: 208 litres
- > possible use of SOS tool tray system in drawers
- > maximum capacity of each drawer: 50kg

	L	B	H	
627059	663	650	870	72800

	L	B	H	
625621	663	650	870	76500



### 990WDD2 WIDE DRAWER CABINET - 2 DRAWERS AND DOOR



Premium + QualiCoat



- > 2 drawers (2 x L 564 x W 570 x H 70 mm)
- > with door
- > basic dimensions L 663 x W 650 x H 870 mm
- > total volume of drawers: 45 litres
- > possible use of SOS tool tray system in drawers
- > maximum capacity of each drawer: 50kg

### 990PNE POWER SUPPORT FOR MODULAR WORK BENCH



Premium + QualiCoat



- > Power support for modular work bench includes 2 reels (electric and hose) with spring return.
- > Electric cable reel includes 10m cable 3x1,5mm<sup>2</sup> for 220V.
- > Hose reel includes hose in length of 10m, inner diameter 8mm, outer diameter 12mm, 1/4" connector. Max. working pressure 15 bars.
- > The bottom part with doors and a shelf in the interior.
- > The reels are available also as a individual article; the hose reel under the code 627387 and the electric cable reel under code 627387. Reels can be assembled on the support leg of the modular work bench with help of the pneumatic holder, code 627372.

	L	B	H	
625625	663	650	870	44000

	L	B	H	
625646	475	650	870	33000

### 990BIN CLEANING SUPPORT FOR MODULAR WORK BENCH



Premium + QualiCoat



- > With 2 pull out drawers.
- > In the upper drawer can be placed a paper roll of max. dia. 270mm and max. length 380mm. There is also a place on the back side of the drawer for the spare paper roll.
- > The lowest drawer has 2 divided containers for waste, total volume 50 litres; the first container has possibility to put the waste through the flap door on the front side of the drawer.

### 990ND6 NARROW DRAWER CABINET - 6 DRAWERS



Premium + QualiCoat



- > 6 drawers (4 x L 374 x W 570 x H 70 mm, 1 x L 374 x W 605 x H 150 mm, 1 x L 374 x W 605 x H 230 mm)
- > basic dimensions L 475 x W 650 x H 870 mm
- > total volume of drawers: 145 litres
- > possible use of SOS tool tray system in drawers
- > maximum capacity of each drawer: 50kg

	L	B	H	
625655	475	650	870	50000

	L	B	H	
625622	475	650	870	60200



**990ND6LC100 NARROW DRAWER CABINET - 6 DRAWERS**



**Premium + QualiCoat**

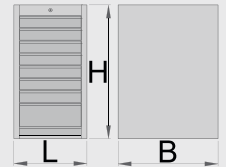


- > 6 drawers (4 x L 374 x W 570 x H 70 mm, 1 x L 374 x W 605 x H 150 mm, 1 x L 374 x W 605 x H 230 mm)
- > basic dimensions L 475 x W 650 x H 870 mm
- > total volume of drawers: 145 litres
- > possible use of SOS tool tray system in drawers
- > maximum capacity of each drawer: 100kg

**990ND8 NARROW DRAWER CABINET - 8 DRAWERS**



**Premium + QualiCoat**



- > 8 drawers (7 x L 374 x W 570 x H 70 mm, 1 x L 374 x W 605 x H 150 mm)
- > basic dimensions L 475 x W 650 x H 870 mm
- > total volume of drawers: 128 litres
- > possible use of SOS tool tray system in drawers
- > maximum capacity of each drawer: 50kg

	L	B	H	
627061	475	650	870	69000

	L	B	H	
625623	475	650	870	60500

**990NDD2 NARROW DRAWER CABINET - 2 DRAWERS AND DOOR**



**Premium + QualiCoat**



- > 2 drawers (2 x L 374 x W 570 x H 70 mm)
- > with door
- > basic dimensions L 475 x W 650 x H 870 mm
- > total volume of drawers: 30 litres
- > possible use of SOS tool tray system in drawers
- > maximum capacity of each drawer: 50kg

**990NDH4 NARROW DRAWER CABINET MOUNTED UNDER BENCH TOP - 4 DRAWERS**



**Premium + QualiCoat**



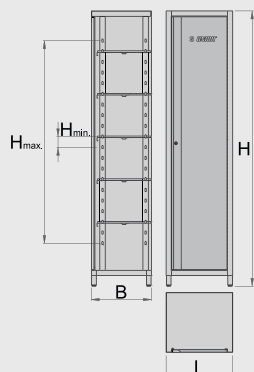
- > possible use of SOS tool tray system in drawers
- > maximum capacity of each drawer: 50kg
- > 4 drawers (4 x L 374 x W 570 x H 70 mm)

	L	B	H	
625624	475	650	870	40000

	L	B	H	
625626	475	650	430	36200



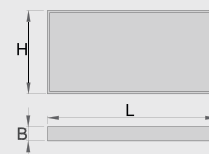

## 990NCA SELF STANDING NARROW CABINET



**Premium** + **QualiCoat** 

- > door locked with lock and folding key
- > 5 adjustable shelves in height
- > basic dimensions L 500 x W 450 x H 2065 mm

## 946C CABINET FOR 946A



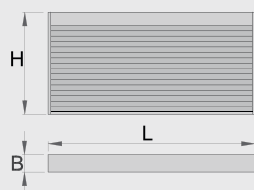
**Premium** + **QualiCoat**

- > with 30 hooks

	L	B	H	H↓	H↑	
625745	500	450	2065	120	1620	55200

	L	B	H	
612329	1500	125	740	20000

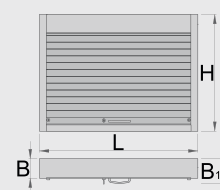
## 946CR CABINET WITH ROLLER SHUTTER FOR 946A IN 990



**Premium** + **QualiCoat**

- > with 30 hooks
- > model CR with roller shutter and with locking system

## 990CA CABINET WITH ROLLER SHUTTER



**Premium** + **QualiCoat**

- > with 30 hooks
- > model CR with roller shutter and with locking system

	L	B	H	
612330	1500	125	740	30000

	L	B	B1	H	
625668	1000	125	157	740	27600

## 990CAU HANGING CABINET FOR WORK BENCHES



**Premium** + **QualiCoat**



- > door locked with lock and folding key
- > maximal load capacity of hanging cabinet length 1000mm is 40kg, for 1250mm and 1500mm is 50kg. Load capacity of the shelf is 15kg
- > hanging door with telescopic mechanism
- > on the bottom part of the cabinet is set a light holder
- > two possibilities of hanging - on the support leg of the modular work bench or on the wall. For hanging on the wall additional support is enclosed.

	L	B	H	
627088	1000	350	510	22400
627089	1250	350	510	25000
627090	1500	350	510	31200

## 990NDH TOOL CABINET MOUNTED UNDER BENCH TOP



**Premium** + **QualiCoat**



- > door locked with lock and folding key
- > with door

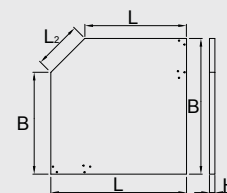
	L	B	H	
625627	475	650	430	18600

## 990TW WOODEN BENCH TOP



- > plywood – beech wood
- > protected with environmentally friendly coating

## 990TW1 ANGLE WOODEN BENCH TOP




- > plywood – beech wood
- > protected with environmentally friendly coating

	L	B	H	
625630	1500	750	40	36200
625631	2000	750	40	46200
625632	2500	750	40	61000

	L	L1	B	B1	H	L2	
628149	1000	750	1000	750	40	350	29400


## 990TWS STAINLESS WORKTOP



## 990SL LEFT SUPPORT



Premium + QualiCoat



- > material: stainless steel
- > stainless worktop is used only with wooden bench top article 990TW
- > thickness of stainless worktop is 1 mm

	L	B	H	
625633	1500	753	41	10800
625634	2000	753	41	13000
625635	2500	753	41	17000

	A	B	A1	B1	L	
625648	32	45	80	75	1155	2604

## 990SR RIGHT SUPPORT



Premium + QualiCoat



## 990SM MIDDLE SUPPORT



Premium + QualiCoat



	A	B	A1	B1	L	
625649	32	45	80	75	1155	2610

	A	B	A1	B1	L	
625650	32	45	80	70	1155	2600


## 990SC CONNECTING SUPPORT



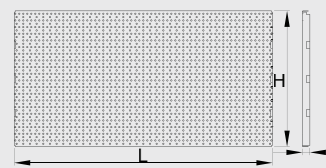
Premium + QualiCoat



## 990B PERFORATED BACK, 2 PCS SET




Premium + QualiCoat




	A	B	A1	B1	L	
625651	64	45	97	75	1155	3291

	L	B	H	
625652	952	28	1018	12600
625653	1202	28	1018	16400
625654	1436	28	1018	19800

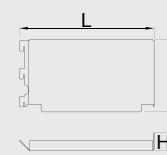
## 990BA PERFORATED BACK FOR ANGLE MODULAR WORK BENCH, 4 PCS SET



Premium + QualiCoat



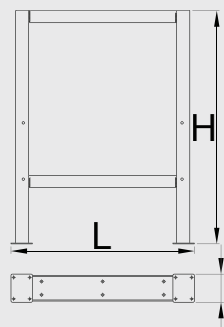
## 990BA1 COVER SET FOR ANGLE MODULAR WORK BENCH, 2 PCS SET



	L	B	H	
628201	228	28,5	509	6600

	L	B	H	
628203	241,4	130	31,8	1500

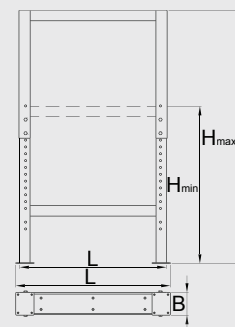
## 990L LEG FOR MODULAR WORK BENCH



Premium + QualiCoat

> material: premium sheet metal

## 990LA ADJUSTABLE LEG FOR MODULAR WORK BENCH



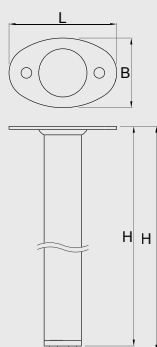
Premium + QualiCoat

> material: premium sheet metal

	L	B	H	
625628	105	650	870	10600

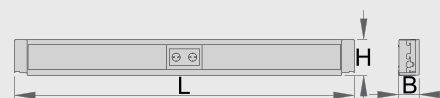
	L	B	L1	H↓	H↑	
625629	100	650	680	690	1110	12000

## 990LB SUPPORT FOR ANGLE MODULAR WORK BENCH, 2 PCS SET



Premium + QualiCoat

## 990HPC HOLDER WITH PARAPET CHANNEL



	L	B	H	H1	
628202	100,5	65	858	868	2580

		L	B	H	
625656	2	983	73	131	4326
625657	2	1233	73	131	5465
625658	4	1467	73	131	6620



## 990HWPC HOLDER WITHOUT PARAPET CHANNEL



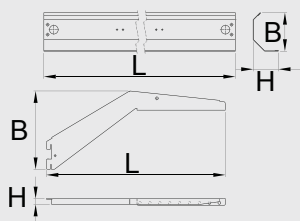
## 990HPB HOLDER FOR PLASTIC BOX



	L	B	H	Icon
627032	983	60	130,5	1902
627033	1233	60	130,5	2348
627034	1467	60	130,5	2800

	L	B	H	Icon
625660	1000	40,5	98	2400
625661	1250	40,5	98	3000
625662	1500	40,5	98	3600

## 990HL HOLDER FOR LIGHT WITH CONSOLE



## 990LIGHT LIGHT



IP20

25000h

Hg<sub>FREE</sub>

UV<sub>FREE</sub>

4000K

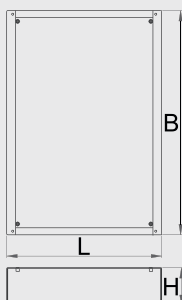



- > with power supply cable and two light connector
- > lifetime of leds is 25000 hours
- > Color temperature is 4000K
- > Hg free
- > UV free

	L	B	H	L1	B1	H1	Icon
625663	999	121	36,5	1010	132	17	2151
625664	1249	121	36,5	1250	132	17	2469
625665	1499	121	36,5	1485	132	17	2760

	Icon	L	B	H	Icon	lm	Icon
625666	600	600	23	37	10	1000	260
625667	900	860	23	37	15	1400	297
625671	1200	1150	23	37	20	1900	315

## 990NDU NARROW DRAWER CABINET UNDERBASE



**Premium** +

> material: premium sheet metal

		L	B	H	
627053	30	442	640	48	5407
625643	60	442	640	78	6400
625743	90	442	640	108	7200
625644	120	442	640	138	8000

## 990.PNE CABLE REEL 10 M, 3X1,5MM2, 220V



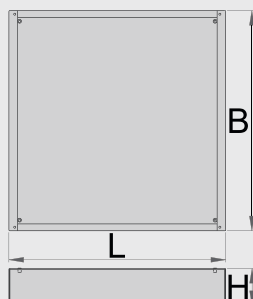
627387	4600

## 990.PNE1 HOSE REEL 10 M, HOSE 8X12 MM, 1/4"



627388	3596

## 990WDU WIDE DRAWER CABINET UNDERBASE



**Premium** + **QualiCoat**

> material: premium sheet metal

		L	B	H	
627052	30	630	640	48	7200
625641	60	630	640	78	8200
625742	90	630	640	108	9200
625642	120	630	640	138	10000

## 990S1 ADDITIONAL SUPPORT FOR 990S



628210	1874


**Premium** + **QualiCoat**



### h.990.BAT HOLDER FOR CORDLESS SCREW-DRIVER



**Premium + QualiCoat**



- > material: premium sheet metal 2mm
- > 2 pcs in the set
- > assembly with two screws M6x10mm

### h.990.HAM HOLDER FOR HAMMERS



**Premium + QualiCoat**



- > material: premium sheet metal 2mm
- > one holder holds 1 hammer or 1 tool with T-handle
- > assembly with two screws M6x10mm

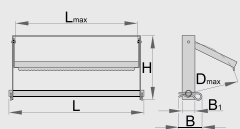
	L	B	H	
627068	35	84	22	125

	L	B	H	
627071	60	50	22	56

### h.990.PAP HOLDER FOR PAPER



**Premium + QualiCoat**



- > metal construction
- > possibility of assembly under the work bench or on the wall
- > for paper roll max. dia. 370mm and max. length 380mm
- > holder has a serrated knife for easy cut of the paper

### h.990.PIN HOLDER WITH PIN, 10 PCS SET



- > assembly with screw M6x10mm

	D↑	L↑	L	B	B1	
627074	370	380	420	72	40	1450

	L	B	H	
627804	51,5	15	30	30

### h.990.PLI HOLDER FOR PLIERS, 10 PCS SET



**Premium** + **QualiCoat**

- > material: premium sheet metal 2mm
- > one holder holds 1 pliers
- > assembly with screw M6x10mm

	B	H	
627070	50	22	22

### h.990.PNE REEL HOLDER



627372	84

- > material: premium sheet metal 2mm

### h.990.SCR HOLDER FOR SCREWDRIVERS



**Premium** + **QualiCoat**



- > material: premium sheet metal 0,8mm
- > assembly on the perforated Unior wall with screws M6x10
- > screwdriver holder with 5 holes dia. 15mm for holding different screwdrivers

### h.990.TAB HOLDER FOR LAPTOP



**Premium** + **QualiCoat**

- > material: premium sheet metal 2mm
- > assembly on the perforated Unior wall at an angle of 67°
- > assembly with four screws M6x10mm
- > adjustable width from min. 210mm to max. 340mm with use of the side sliders
- > rubber screws on the bottom surface of the holder prevent causing damages to the laptop

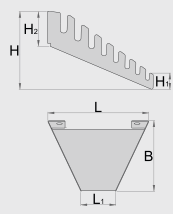
	L↓	L↑	B	H	
627073	210	340	85	213	1090



	L	B	H	
627072	188	28,5	45	125



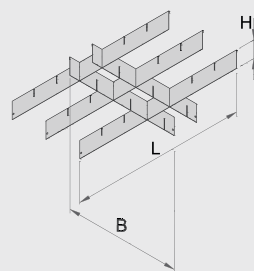
## h.990.WRE HOLDER FOR WRENCHES



**Premium + QualiCoat**

- > material: premium sheet metal 1mm
- > assembly on the perforated Unior wall with screws M6x10
- > assembly on the wall at an angle of 67° which allows better transparency and use of the wrenches
- > 8 pcs of open end wrenches or 8 pcs of offset ring wrenches can be stored on the holder (up to dim. 24mm)

## 990WDP PARTITIONS FOR WIDE DRAWERS



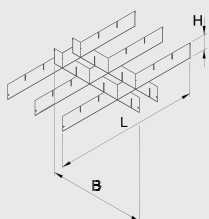
**Premium +**

- > material: premium sheet metal

	L	L1	B	H	H1	H2	
627069	197	68	138	84,8	15,4	39	206

	L	B	H	
625639	558	583	60	1362

## 990NDP PARTITIONS FOR NARROW DRAWERS



**Premium + QualiCoat**

- > material: premium sheet metal

	L	B	H	
625640	370	583	60	1208



## 990.MD MODULAR HOLDER FOR MERCHANDISER



**Premium + QualiCoat**

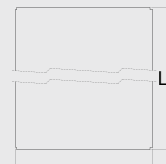
- > material: premium sheet metal 1,25mm
- > assembly on the perforated Unior wall at an angle of 13°
- > assembly with two screws M6x10mm
- > load capacity 10kg
- > Holder has a multi-use. You can use it with plastic boxes with help of the base pad dim. 480x210mm (code 627385). You can use before prepared set of the boxes or you can choose your own boxes and create your own set.
- > set of modular holder for merchandiser with plastic boxes and base pade is under the code 627604

	L	B	H	
627371	460	226	58	1654

## 990SHELF SHELF WITH HOLDERS



**Premium + QualiCoat**



		H	B	H	
625672	1000	984	250	40	3200
625673	1250	1234	250	40	5400
625674	1500	1468	250	40	6400

## SET990.MD SET OF MODULAR HOLDER FOR MERCHANDISER WITH PLASTIC BOXES AND BASE PADE



627604

## SET.PB.990HPBMOD SET OF PLASTIC BOXES WITH BASE PADE



- > **Set include:**
- > base pad 450x210mm
- > plastic boxes dimensions 60x60x50mm 2 pieces, 90x60x50mm 5 pieces, 120x60x50mm 3 pieces, 90x90x50mm 1 piece, 120x120x50 1 piece and 180x90x50mm 1 piece

627395		450

### BASE.990MOD BASE PADE FOR PLASTIC BOXES



> set of modular holder for merchandiser with plastic boxes and base pade is under the code 627604

	L	B	
627385	450	210	64
627574	560	365	139
627573	930	450	284

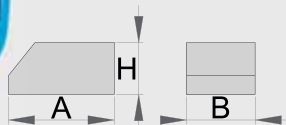
### PB.990HPBMOD PLASTIC BOX, 10 PCS SET



> set of modular holder for merchandiser with plastic boxes and base pade is under the code 627604

	L	B	H	
627379	60	60	50	166
627380	90	60	50	252
627381	120	60	50	316
627382	90	90	50	331
627383	120	120	50	490
627384	180	90	50	540

### PB.990HPB PLASTIC BOX, 3 PCS SET



	A	B	H	
625748	160	100	75	200
625749	235	155	125	580
625750	330	200	150	1180

### 990IN4 SET 4 INSERT NUTS



626419	25

### VL990WD1 SOS TOOL TRAY WITH COMPARTMENT FOR WORK BENCH WIDE DRAWER CABINET



- > Dimensions of compartments: 30x dim. 95x70mm
- > Tool tray dimension: 562 x 570 x 40 mm
- > Compatible with drawers of work benches line 990WD and 946

	L	B	H	
625585	562	570	40	177

### VL990WD2 SOS TOOL TRAY WITH COMPARTMENT FOR WORK BENCH WIDE DRAWER CABINET



- > Dimensions of compartments: 15x dim. 95x150mm


	L	B	H	
625586	562	570	40	161



**VL990WD3 SOS TOOL TRAY WITH COMPARTMENT FOR WORK BENCH WIDE DRAWER CABINET**




> Dimensions of compartments: 10x dim. 95x240mm

	L	B	H	
				
625587	562	570	40	144

**VL990WD4 SOS TOOL TRAY WITH COMPARTMENT FOR WORK BENCH WIDE DRAWER CABINET**



> Dimensions of compartments: 12x dim. 95x70mm, 6x dim. 95x150mm, 2x dim. 95x240mm

	L	B	H	
				
625588	562	570	40	165

**VL990ND1 SOS TOOL TRAY WITH COMPARTMENT FOR WORK BENCH NARROW DRAWER CABINET**



> Dimensions of compartments: 20x dim. 70x95mm  
> Tool tray dimension: 374 x 570 x 40 mm  
> Compatible with drawers of work benches line 990ND

	L	B	H	
				
625589	374	570	40	126

**VL990ND2 SOS TOOL TRAY WITH COMPARTMENT FOR WORK BENCH NARROW DRAWER CABINET**



> Dimensions of compartments: 10x dim. 150x95mm

	L	B	H	
				
625590	374	570	40	111

**VL990ND3 SOS TOOL TRAY WITH COMPARTMENT FOR WORK BENCH NARROW DRAWER CABINET**



> Dimensions of compartments: 4x dim. 70x95mm, 6x dim. 95x200mm

	L	B	H	
				
625591	374	570	40	113

**VL990ND4 SOS TOOL TRAY WITH COMPARTMENT FOR WORK BENCH NARROW DRAWER CABINET**



> Dimensions of compartments: 8x dim. 70x95mm, 20x dim. 60x60mm

	L	B	H	
				
625592	374	570	40	127

**VL990ND****SOS TOOL TRAY WITH COMPARTMENT  
FOR WORK BENCH NARROW DRAWER  
CABINET**

- > Dimensions of compartments: 2x dim. 60x70mm, 2x dim. 75x70mm, 2x dim. 150x70mm
- > Tool tray dimension: 374 x 205 x 40 mm

**VL990WD****SOS TOOL TRAY WITH COMPARTMENT  
FOR WORK BENCH WIDE DRAWER  
CABINET**

- > Dimensions of compartments: 6x dim. 95x70mm, 2x dim. 150x70mm
- > Tool tray dimension: 562 x 205 x 40 mm

	L	B	H	
625619	374	205	40	50

	L	B	H	
625618	562	205	40	57









# TOOL CARRIAGES

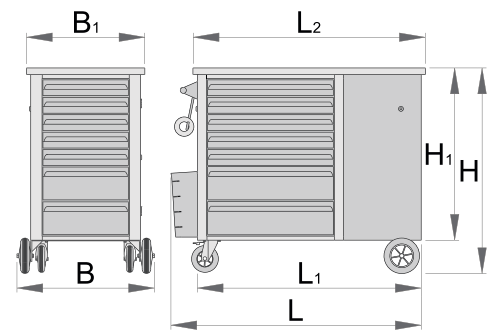
The carriages are exceptionally durable and of high quality. They are made of high-quality premium PLUS sheet metal. Their main advantage is the mobility provided by four heavy duty industrial casters, two of which can also be locked, which not only provides stability but also safe use. Using a quality trolley, you get the reliable mobile station at the reach of your hand.



Premium + QualiCoat 1,25mm

**LMS**  
lean manufacturing system by UNIOR

- 1 > material: premium PLUS sheet metal
- 2 > central locking system with a lock and folding key  
> lock with key included also foam keyring
- 3 > oil and acid resistant wheels of a diameter of 125mm, two with brake, which blocks spinning and rotating of the wheel
- 4 > full extension drawers with top quality ball-bearing slides  
> opening and closing of drawers is very simple due to the uniform solution - drawer handle on the upper side enables users a synchronic grip and opening of a carriage drawer.  
> drawers with non-slip interior synthetic lining  
> coated with eco colour of QualiCoat quality standard  
> 7 front drawers (5x L 563 x W 365 x H 70mm, 2x L 563 x W 383 x H 150mm)  
> 7 side drawers (5x L 374 x W 364 x H 70mm, 2x L 374 x W 364 x H 150mm)  
> basic dimensions with handle and casters L 1182 x W 640 x H 955 mm  
> total volume of drawers: 215 litres
- 5 > wooden worktop  
> static load capacity of carriages without casters: 2300 kg  
> dynamic load capacity of carriages: 550 kg  
> capacity of side drawers: 25 kg  
> capacity of front drawers: 45 kg  
> drawers compatible with SOS tool trays 1/3, 2/3, 3/3



**Advantages:**

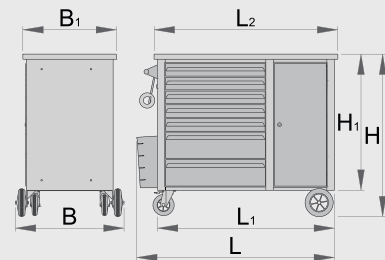
- > Perforated wall on the back side of the tool carriage allows hanging tools with tool hooks
- > As an accessories available also a spray holder for easy storage of sprays up to dia. 68mm, and a back door with a lock

	L	L1	L2	B	B1	H	H1	
615510	1182	1040	1080	640	550	955	800	115600





## 940H2 TOOL CARRIAGE HERCULES



Premium+ QualiCoat ±1,25mm

- > total volume of drawers: 133 litres
- > door with lock

	L	L1	L2	B	B1	H	H1	
615511	1182	1040	1080	640	550	955	800	96200

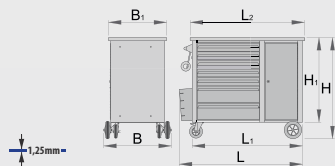


## 940H2BLOCK TOOL CARRIAGE HERCULES WITH BLOCK SYSTEM

**BLOCK**  
safety system  
Block safety system -  
Prevents the simultaneous  
opening of several drawers



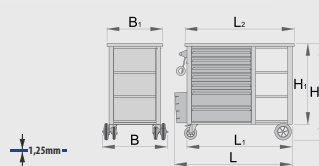
Premium + QualiCoat



## 940H3 TOOL CARRIAGE HERCULES



Premium + QualiCoat



- > new block safety system, prevents opening of more than one drawer at once. When one drawer is opened, all other drawers are locked and cannot be opened.
- > oil and acid resistant casters of a diameter of 125mm, one with brake, which blocks spinning and swiveling of the caster
- > total volume of drawers: 133 litres
- > door with lock

- > oil and acid resistant casters of a diameter of 125mm, one with brake, which blocks spinning and swiveling of the caster
- > the synthetic covering protects drawers and tools from damage
- > total volume of drawers: 133 litres
- > one side with shelves

	L	L1	L2	B	B1	H	H1	
626800	1182	1040	1080	640	550	955	800	96200

	L	L1	L2	B	B1	H	H1	
615512	1182	1040	1080	640	550	550	955	94200



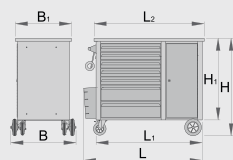


#### 940H2-100ANNIV.

#### TOOL CARRIAGE HERCULES, 100 ANNIVERSARY



**Premium + QualiCoat**

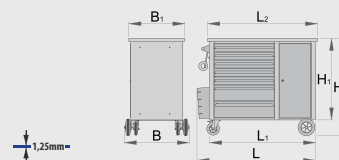


#### 940H2-AUTO

#### TOOL CARRIAGE HERCULES, AUTOMOTIVE TOOLS



**Premium + QualiCoat**



- > total volume of drawers: 133 litres
- > door with lock

- > tool carriage with automotive design
- > door with lock
- > total volume of drawers: 133 litres

	L	L1	L2	B	B1	H	H1	
628316	1182	1040	1080	640	1120	955	800	96200

	L	L1	L2	B	B1	H	H1	
627650	1182	1040	1080	640	550	955	800	96200

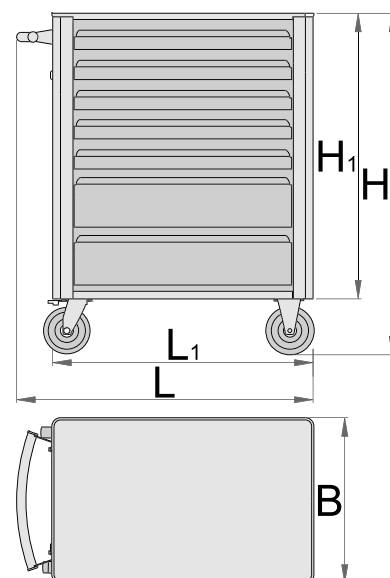


Premium+ Qualicoat

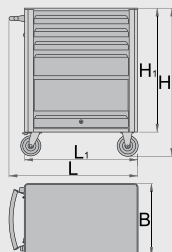


**LMS**  
lean manufacturing system by **UNIOR**

- 1 > material: premium PLUS sheet metal
- 2 > central locking system with a lock and folding key
  - > lock with key included also foam keyring
- 3 > new block safety system, prevents opening of more than one drawer at once. When one drawer is opened, all other drawers are locked and cannot be opened.
- 4 > oil and acid resistant casters of a diameter of 125mm, one with brake, which blocks spinning and swiveling of the caster
  - > opening and closing of drawers is very simple due to the uniform solution - drawer handle on the upper side enables users a synchronic grip and opening of a carriage drawer.
- 5 > full extension drawers with top quality ball-bearing slides
  - > drawers with non-slip interior synthetic lining
  - > drawer closing mechanism prevents unwanted opening of drawers
  - > wide range of accessories
  - > coated with eco colour of Qualicoat quality standard
  - > blind nuts for fixing accessories are mounted on the carriage.
  - > static load capacity of carriage without casters: 1600kg
  - > dynamic load capacity of carriages: 500 kg
  - > maximum capacity of each drawer: 45kg
- 6 > 7 drawers (5x L 563 x W 365 x H 70mm, 2x L 563 x W 383 x H 150mm)
  - > basic dimensions with handle and casters L 800 x W 440 x H 923mm
  - > total volume of drawers: 140 litres
  - > drawers compatible with SOS tool trays 1/3, 2/3, 3/3



## 940EV1 TOOL CARRIAGE EUROVISION



Premium + QualiCoat

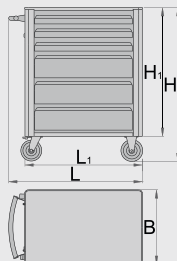


- > blind nuts for fixing accessories are mounted on the carriage.
- > lifting door with locking system
- > static load capacity of carriage without casters: 1600kg
- > 4 drawers (3x L 563 x W 365 x H 70mm, 1x L 563 x W 410 x H 150mm)
- > basic dimensions with handle and casters L 800 x W 440 x H 923mm
- > total volume of drawers: 76 litres

	L	B	H	L1	H1	
619884	800	440	923	700	768	44800



## 940EV3 TOOL CARRIAGE EUROVISION



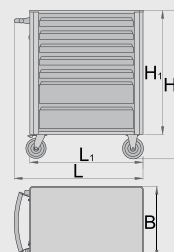
Premium + QualiCoat



- > blind nuts for fixing accessories are mounted on the carriage.
- > static load capacity of carriage without casters: 1600kg
- > 6 drawers (3x L 563 x W 365 x H 70mm, 3x L 563 x W 383 x H 150mm)
- > basic dimensions with handle and casters L 800 x W 440 x H 923mm
- > total volume of drawers: 146 litres

	L	B	H	L1	H1	
621436	800	440	923	700	768	51000

## 940EV4 TOOL CARRIAGE EUROVISION



Premium + QualiCoat



- > blind nuts for fixing accessories are mounted on the carriage.
- > static load capacity of carriage without casters: 1600kg
- > 7 drawers (5x L 563 x W 365 x H 70mm, 2x L 563 x W 383 x H 150mm)
- > basic dimensions with handle and casters L 800 x W 440 x H 923mm
- > total volume of drawers: 140 litres

	L	B	H	L1	H1	
619885	800	440	923	700	768	57000

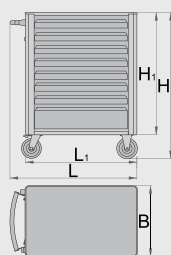




### 940EV6 TOOL CARRIAGE EUROVISION



Premium + QualiCoat



### 940EV7BLOCK TOOL CARRIAGE EUROVISION WITH BLOCK SAFETY SYSTEM

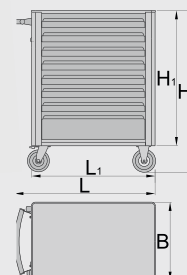


BLOCK  
safety system

Block safety system -  
Prevents the simultaneous  
opening of several drawers



Premium + QualiCoat



- > possibility to add accessories
- > 8 drawers (7x L 563 x W 365 x H 70mm, 1x L 563 x W 383 x H 150mm)
- > total volume of drawers: 135 litres

- > 6 drawers (4 x L 563 x W 365 x H 70 mm, 1 x L 563 x W 383 x H 150 mm, 1 x L 563 x W 383 x H 230 mm)
- > total volume of drawers: 145 litres

	L	B	H	L1	H1	
619886	800	440	923	700	768	60000

	L	B	H	L1	H1	
626000	800	440	923	700	768	57000

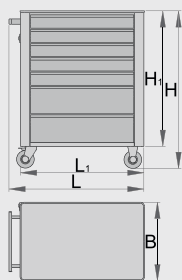




#### 940EV4-MOTO TOOL CARRIAGE EUROVISION, MOTORBIKE TOOLS



**Premium** + **QualiCoat**

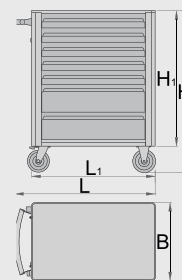


- > tool carriage with motorbike design
- > total volume of drawers: 140 litres

#### 940EV4-VDE TOOL CARRIAGE EUROVISION, INSULATED TOOLS



**Premium** + **QualiCoat**



- > tool carriage with electrical design
- > total volume of drawers: 140 litres

	L	B	H	L1	H1	
627651	800	440	923	700	768	57000

	L	B	H	L1	H1	
627652	800	440	923	700	768	57000



940EV4-100ANNIV.

TOOL CARRIAGE EUROVISION, 100 ANNIVERSARY

**100**  
ANNIVERSARY  
**UNIOR**  
*A century of excellence for next millennium*

- > basic dimensions with handle and casters L 800 x W 440 x H 923mm
- > total volume of drawers: 140 litres



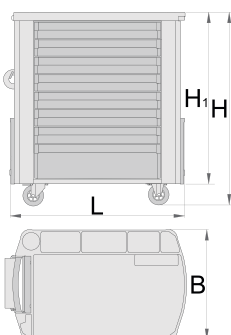




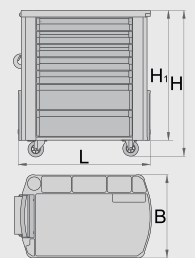
Premium + QualiCoat



- 1 > material: premium PLUS sheet metal
- > central locking system with a lock and folding key
- > lock with key included also foam keyring
- 2 > uniform closing mechanism for drawers with closing hooks
- 3 > multi - purpose shelf enables additional working place
- 4 > oil and acid resistant casters of a diameter of 125mm, one with brake, which blocks spinning and swiveling of the caster
- > corners protected with anti-shock rubber
- 5 > full extension drawers with top quality ball-bearing slides
- > drawers with non-slip interior synthetic lining
- > 8 drawers (7 x L 565 x W 365 x H 70mm, 1 x L 565 x W 385 x H 150mm)
- 6 > static load capacity of carriages without casters: 2000 kg
- > dynamic load capacity of carriages: 500 kg
- > maximum capacity of each drawer: 45kg
- > basic dimensions with handle and casters L 810 x W 510 x H 945mm
- > coated with eco colour of QualiCoat quality standard
- > total volume of drawers: 132 litres
- > drawers compatible with SOS tool trays 1/3, 2/3, 3/3
- > wide range of accessories



## 920PLUS2 TOOL CARRIAGE EUROPLUS



Premium + QualiCoat



- > central locking system with a lock and folding key
- > 7 drawers (5 x L 565 x W 365 x H 70 mm, 2 x L 565 x W 385 x H 150 mm)
- > total volume of drawers: 137 litres

	L	B	H	H1	
617100	810	510	945	796	72200

	L	B	H	H1	
617101	810	510	945	796	75600

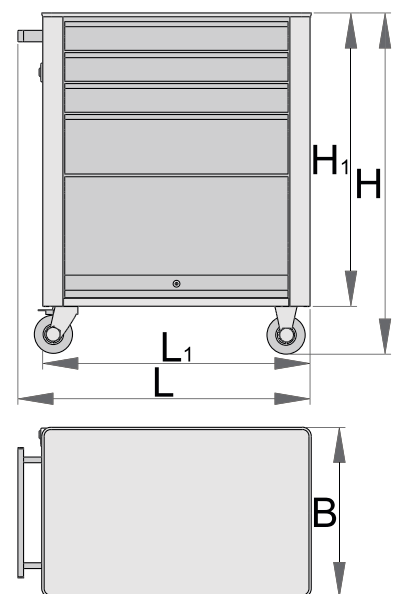


Premium+ QualiCoat



**LMS**  
lean manufacturing system by UNIOR

- 1> material: premium PLUS sheet metal
- 2> central locking system with a lock and folding key
  - > lock with key included also foam keyring
- 3> oil and acid resistant casters of a diameter of 100 mm, one with brake, which blocks spinning and swiveling of the caster
- 4> full extension drawers with top quality ball-bearing slides
  - > the synthetic covering protects drawers and tools from damage
  - > coated with eco colour of Qualicoat quality standard
  - > 4 drawers (3 x L 560 x W 365 x H 70 mm, 1 x L 560 x W 400 x H 150 mm)
- 5> lifting door with locking system
  - > basic dimensions with handle and casters L 760 x W 440 x H 895 mm
  - > total volume of drawers: 76 litres
  - > static load capacity of carriage without casters: 1600kg
  - > maximum capacity of each drawer: 45kg
  - > dynamic load capacity of carriages: 300 kg
  - > drawers compatible with SOS tool trays 1/3, 2/3, 3/3
  - > wide range of accessories





## 940E3 TOOL CARRIAGE EUROSTYLE



- > 6 drawers (3 x L 560 x W 365 x H 70 mm, 3 x L 560 x W 400 x H 150 mm)
- > total volume of drawers: 144 litres

## 940E4 TOOL CARRIAGE EUROSTYLE



- > 7 drawers (5 x L 560 x W 365 x H 70 mm, 2 x L 560 x W 400 x H 150 mm)
- > total volume of drawers: 140 litres

	L	B	H	L1	H1	
608544	770	440	895	700	768	48000

	L	B	H	L1	H1	
608545	770	440	895	700	768	52000

## 940E4/1L TOOL CARRIAGE EUROSTYLE



- > 7 drawers (5 x L 560 x W 365 x H 70 mm, 2 x L 560 x W 400 x H 150 mm)
- > total volume of drawers: 140 litres
- > left and right side are perforated
- > include 10 hooks dimension 50mm
- > ABS plate on the top of the carriage

## 940E6 TOOL CARRIAGE EUROSTYLE



- > 8 drawers (7 x L 560 x W 365 x H 70 mm, 1 x L 560 x W 400 x H 150 mm)
- > total volume of drawers: 134 litres

	L	B	H	L1	H1	
612138	770	448	895	700	768	53000

	L	B	H	L1	H1	
608547	770	440	895	700	768	56000

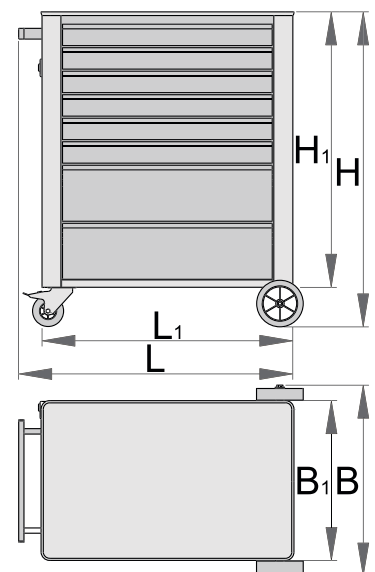


Premium+ QualiCoat

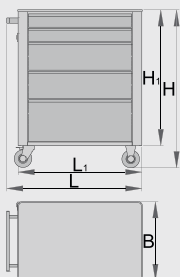


**LMS**  
lean manufacturing system by UNIDOR

- 1 > material: premium PLUS sheet metal
- 2 > central locking system with a lock and folding key
  - > lock with key included also foam keyring
- 3 > oil and acid resistant casters of a diameter of 100 mm, one with brake, which blocks spinning and swiveling of the caster
- 4 > full extension drawers with top quality ball-bearing slides
  - > the synthetic covering protects drawers and tools from damage
  - > wide range of accessories
  - > coated with eco colour of Qualicoat quality standard
- 5 > 8 drawers (6 x L 560 x W 365 x H 70 mm, 2 x L 560 x W 400 x H 150 mm)
  - > basic dimensions with handle and casters L 760 x W 500 x H 975 mm
  - > total volume of drawers: 153 litres
  - > static load capacity of carriage without casters: 1600kg
  - > dynamic load capacity of carriages: 300 kg
  - > maximum capacity of each drawer: 45kg
  - > drawers compatible with SOS tool trays 1/3, 2/3, 3/3



## 940E7 TOOL CARRIAGE EUROSTYLE



**Premium** + **QualiCoat**



- > 5 drawers (2 x L 560 x W 365 x H 70 mm, 2 x L 560 x W 400 x H 150 mm, 1 x L 560 x W 400 x H 230 mm)
- > total volume of drawers: 147 litres

## SOSTOOLSETS FORTOOL TROLLEYS AND WORKBENCHES



621387



623932



621389



623936



621392



621394



621396



621395



621393



623994



623990



626751



623993



623995



623992



621077

FOR MORE INFORMATION VISIT OUR WEBSITE:  
<https://uniortools.com/eng/category/940366>









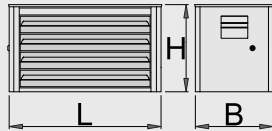
# WORKSHOP EQUIPMENT

First and foremost, all our equipment is distinguished by quality and durability. Our innovative design puts us at the top of global tool suppliers. Products made of high-quality sheet steel are protected by varnish against mechanical damage, which, if used properly, is practically indestructible. Plastic tool cassettes are also extremely handy, easy to carry, and made of very durable polypropylene. Other equipment will add value to your workspace as it rounds out the functionality of each workflow. All Unior workshop equipment offers excellent transparency and easy access to the tools, making it easy to maintain order and increase individual productivity.

**939/4EV TOOL CHEST EUROVISION - 4 COMPARTMENTS**



**Premium + QualiCoat**

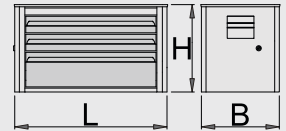


- > material: premium PLUS sheet metal
- > central locking system with a lock and folding key
- > lock with key included also foam keyring
- > drawers with ball-bearing slides
- > the synthetic covering protects drawers and tools from damage
- > coated with eco colour of QualiCoat quality standard
- > 4 drawers L 560 x W 275 x H 70 mm
- > maximum capacity of each drawer: 30kg

**939/3EV TOOL CHEST EUROVISION - 3 COMPARTMENTS**



**Premium + QualiCoat**



- > material: premium PLUS sheet metal
- > central locking system with a lock and folding key
- > lock with key included also foam keyring
- > drawers with ball-bearing slides
- > the synthetic covering protects drawers and tools from damage
- > coated with eco colour of QualiCoat quality standard
- > 3 drawers (2 x L 560 x W 275 x H 70mm, 1 x L 560 x W 315 x H 150mm)
- > maximum capacity of each drawer: 30kg

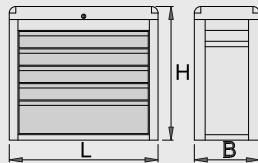
	L	B	H	
620420	690	355	394	24800

	L	B	H	
620556	690	355	394	21600

**939/5E TOOL CHEST EUROSTYLE - 5 COMPARTMENTS**



**Premium + QualiCoat**

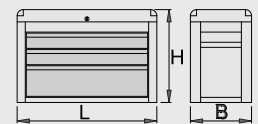


- > material: premium PLUS sheet metal
- > central locking system with a lock and folding key
- > lock with key included also foam keyring
- > cover with lock, when the cover is closed the drawers will be locked
- > drawers with ball-bearing slides
- > the synthetic covering protects drawers and tools from damage
- > coated with eco colour of QualiCoat quality standard
- > 5 drawers L 560 x W 265 x H 70 mm
- > maximum capacity of each drawer: 30kg

**938/3V TOOL CHEST EUROSTYLE - 3 COMPARTMENTS**



**Premium + QualiCoat**



- > material: premium PLUS sheet metal
- > central locking system with a lock and folding key
- > lock with key included also foam keyring
- > cover with lock, when the cover is closed the drawers will be locked
- > drawers with ball-bearing slides
- > the synthetic covering protects drawers and tools from damage
- > coated with eco colour of QualiCoat quality standard
- > 3 drawers (2 x L 563 x W 365 x H 70, 1 x L 563 x W 400 x H 150)
- > maximum capacity of each drawer: 30kg


	L	B	H	
611784	685	300	535	25000

	L	B	H	
615179	695	435	455	25830

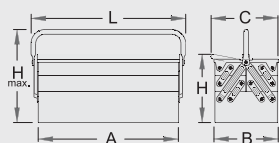




## 912/5 TOOL BOX - 5 COMPARTMENTS



**Premium** + **QualiCoat**



- > coated with eco colour of QualiCoat quality standard
- > long type with one handle

	A	B	C	L	H	H <sub>T</sub>	
601912	560	210	220	600	225	320	5386

### 912/3 TOOL BOX - 3 COMPARTMENTS



**Premium + QualiCoat**

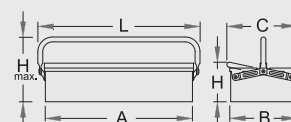


- > coated with eco colour of QualiCoat quality standard
- > long type with one handle

### 912/1 TOOL BOX - 1 COMPARTMENT



**Premium + QualiCoat**



- > coated with eco colour of QualiCoat quality standard
- > long type with one handle

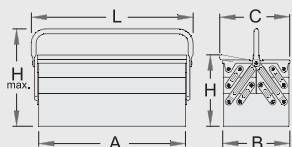
	A	B	C	L	H	H <sub>T</sub>	
601911	560	210	220	600	175	270	3834

	A	B	C	L	H	H <sub>T</sub>	
601910	560	210	220	600	125	220	2531

### 911/5 TOOL BOX - 5 COMPARTMENTS




**Premium + QualiCoat**

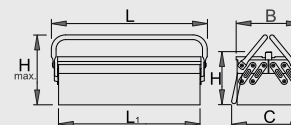


- > coated with eco colour of QualiCoat quality standard
- > short type with one handle

### 914/3 TOOL BOX - 3 COMPARTMENTS



**Premium + QualiCoat**




- > material: premium PLUS sheet metal
- > short type with two handles
- > coated with eco colour of QualiCoat quality standard

	A	B	C	L	H	H <sub>T</sub>	
601909	460	210	220	500	225	320	3956

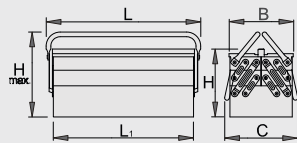
	L1	B	C	L	H	H <sub>T</sub>	
608538	460	210	235	485	175	225	3513



### 914/5 TOOL BOX - 5 COMPARTMENTS




Premium + QualiCoat

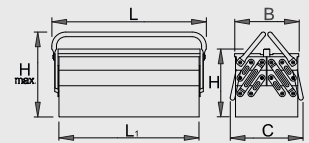


- > material: premium PLUS sheet metal
- > coated with eco colour of QualiCoat quality standard
- > short type with two handles

### 915/5 TOOL BOX - 5 COMPARTMENTS



Premium + QualiCoat

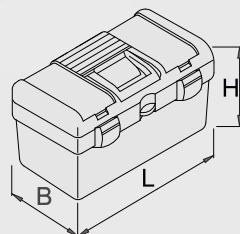


- > coated with eco colour of QualiCoat quality standard
- > long type with two handles
- > material: premium PLUS sheet metal

	L1	B	C	L	H	H1	
601985	460	210	235	485	225	275	4768

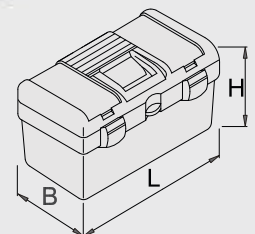
	L1	B	C	L	H	H1	
607137	560	210	235	585	225	275	5541

### 917A PLASTIC TOOL BOX



- > material: polypropylene
- > with removable tool tray inside the box
- > lid contains two compartments in dimension L80 x B140 x H35 mm covered with plastic cover
- > closing with plastic clip
- > box can be locked with padlock

### 917C PLASTIC TOOL BOX



- > material: polypropylene
- > with removable tool tray inside the box
- > lid contains two compartments in dimension L108 x B200 x H35 mm covered with plastic cover
- > closing with plastic clip
- > box can be locked with padlock

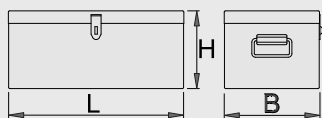
	L	B	H	
619765	514	280	260	1930

	L	B	H	
619767	394	215	195	920

### 960/1 TOOL BOX



**Premium + QualiCoat**



- > material: premium PLUS sheet metal
- > coated with eco colour of QualiCoat quality standard
- > intended for transport and storage of tools, power tools, different equipment and documentation. Tool box can be used in various climatic conditions

### 960/2 TOOL BOX



**Premium + QualiCoat**



- > material: premium PLUS sheet metal
- > coated with eco colour of QualiCoat quality standard
- > intended for transport and storage of tools, power tools, different equipment and documentation. Tool box can be used in various climatic conditions

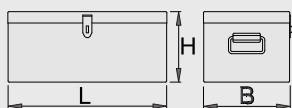
	L	B	H	
605896	700	380	310	18000

	L	B	H	
605897	840	420	335	23000

### 960/3 TOOL BOX



**Premium + QualiCoat**

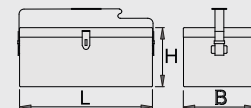


- > material: premium PLUS sheet metal
- > coated with eco colour of QualiCoat quality standard
- > intended for transport and storage of tools, power tools, different equipment and documentation. Tool box can be used in various climatic conditions

### 960/6 INSTALLERS TOOL BOX



**Premium + QualiCoat**



- > material: premium PLUS sheet metal
- > coated with eco colour of QualiCoat quality standard
- > with synthetic belt

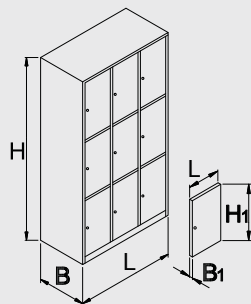
	L	B	H	
605898	910	530	430	31000

	L	B	H	
603673	550	200	230	5200
612989	620	200	230	4900

### 950/9 WARDROBE CABINET, 9 COMPARTMENTS



Premium + QualiCoat

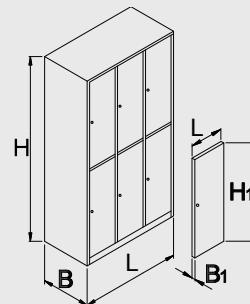


- > The wardrobes are powder painted to resist rusting. For additional protection the sheet steel is ecologically lacquered with cadmium and lead free colour. The wardrobe doors in bright colours fill each room with youthful atmosphere.
- > the body of the wardrobe is made of 0.8 mm thick high quality sheet steel
- > the doors are made of 1 mm thick sheet steel, reinforced against lateral torsion and bending. The doors come in six different colours (RAL 1021, RAL 3020, RAL 5010, RAL 6029, RAL 2004 and RAL 7035).

### 950/6 WARDROBE CABINET, 6 COMPARTMENTS



Premium + QualiCoat



- > The wardrobes are powder painted to resist rusting. For additional protection the sheet steel is ecologically lacquered with cadmium and lead free colour. The wardrobe doors in bright colours fill each room with youthful atmosphere.
- > the body of the wardrobe is made of 0.8 mm thick high quality sheet steel
- > the doors are made of 1 mm thick sheet steel, reinforced against lateral torsion and bending. The doors come in six different colours (RAL 1021, RAL 3020, RAL 5010, RAL 6029, RAL 2004 and RAL 7035).

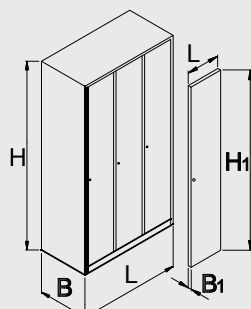
	L	B	H	L1	B1	H1	
617116	1000	500	1880	300	20	575	95000

	L	B	H	L1	B1	H1	
616652	1000	500	1880	300	20	875	75000

### 950/3V WARDROBE CABINET, 3 COMPARTMENTS



Premium + QualiCoat

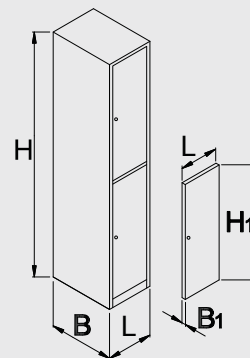


- > The wardrobes are powder painted to resist rusting. For additional protection the sheet steel is ecologically lacquered with cadmium and lead free colour. The wardrobe doors in bright colours fill each room with youthful atmosphere.
- > the body of the wardrobe is made of 0.8 mm thick high quality sheet steel
- > the doors are made of 1 mm thick sheet steel, reinforced against lateral torsion and bending. The doors come in six different colours (RAL 1021, RAL 3020, RAL 5010, RAL 6029, RAL 2004 and RAL 7035).

### 950/2 WARDROBE CABINET, 2 COMPARTMENTS



Premium + QualiCoat



- > The wardrobes are powder painted to resist rusting. For additional protection the sheet steel is ecologically lacquered with cadmium and lead free colour. The wardrobe doors in bright colours fill each room with youthful atmosphere.
- > the body of the wardrobe is made of 0.8 mm thick high quality sheet steel
- > the doors are made of 1 mm thick sheet steel, reinforced against lateral torsion and bending. The doors come in six different colours (RAL 1021, RAL 3020, RAL 5010, RAL 6029, RAL 2004 and RAL 7035).

	L	B	H	L1	B1	H1	
617175	1000	500	1880	300	20	1775	75000

	L	B	H	L1	B1	H1	
617115	350	500	1880	300	20	875	35000



X

E

D

Z

I



LMS

991LMS.PS1	TOOL CHARGING STATION	7
991LMS.C2	CABINET ORGANIZER FOR TOOL TRAYS	8
991LMS.C1	CABINET ORGANIZER FOR DOCUMENTS	8
991LMS.S1	STORAGE&TRANSPORT METAL TRAY	9
991LMS.T1	SERVICE TROLLEY	9
991HD	HEAVY DUTY DRAWER CABINET	10
994	MOBILE CONTROL TROLLEY	11
994WD	MOBILE CONTROL TROLLEY WITH TOOL RACK WALL AND DOOR	12
994W	MOBILE CONTROL TROLLEY WITH TOOL RACK WALL	12
991.1HDS	SET OF PARTITIONS FOR 991HD SMALL DRAWER, 3 PIECES	13
991.11HDS	SET OF DIVIDERS FOR 991HD SMALL DRAWER, 5 PIECES	13
991.12HDS	SET OF DIVIDERS FOR 991HD SMALL DRAWER, 5 PIECES	13
991.13HDS	SET OF DIVIDERS FOR 991HD SMALL DRAWER, 5 PIECES	13
991.2HDS	SET OF PARTITIONS FOR 991HD BIG DRAWER, 3 PIECES	14
991.21HDS	SET OF DIVIDERS FOR 991HD BIG DRAWER, 5 PIECES	14
991.22HDS	SET OF DIVIDERS FOR 991HD BIG DRAWER, 5 PIECES	14
991.23HDS	SET OF DIVIDERS FOR 991HD BIG DRAWER, 5 PIECES	14

MODULAR WORK BENCHES

990MA17	MODULAR WORK BENCH - MODULE A17	17
990MA16	MODULAR WORK BENCH - MODULE A16	19
990MB2	MODULAR WORK STATION - MODULE B2	19
990MA11	MODULAR WORK BENCH - MODULE A11	19
990MA15	MODULAR WORK BENCH - MODULE A15	19
990MA10	MODULAR WORK BENCH - MODULE A10	20
990MA1	MODULAR WORK BENCH - MODULE A1	20
990MC9	PERFORATED BACK - MODULE C9	20
990MA3	MODULAR WORK BENCH - MODULE A3	20
990MC5	PERFORATED BACK - MODULE C5	21
990MA14	MODULAR WORK BENCH - MODULE A14	21
990MA13	MODULAR WORK BENCH - MODULE A13	21
990MC4	PERFORATED BACK - MODULE C4	21
990MA12	MODULAR WORK BENCH - MODULE A12	22
990MA6	MODULAR WORK BENCH - MODULE A6	22
990MA18	MODULAR WORK BENCH - MODULE A18	22
990AD1	ANGLE MODULAR WORK BENCH	22
990MA7	MODULAR WORK BENCH - MODULE A7	23
990MC8	PERFORATED BACK - MODULE C8	23
946ACR	WORK BENCH WITH CABINET WITH ROLLER SHUTTER	23
946AC	WORK BENCH WITH CABINET	23
946A	WORK BENCH	24
990WD6	WIDE DRAWER CABINET - 6 DRAWERS	25
990WD6LC100	WIDE DRAWER CABINET - 6 DRAWERS	26
990WD8	WIDE DRAWER CABINET - 8 DRAWERS	26
990WDD2	WIDE DRAWER CABINET - 2 DRAWERS AND DOOR	27
990PNE	POWER SUPPORT FOR MODULAR WORK BENCH	27
990BIN	CLEANING SUPPORT FOR MODULAR WORK BENCH	27
990ND6	NARROW DRAWER CABINET - 6 DRAWERS	27
990ND6LC100	NARROW DRAWER CABINET - 6 DRAWERS	28
990ND8	NARROW DRAWER CABINET - 8 DRAWERS	28
990NDD2	NARROW DRAWER CABINET - 2 DRAWERS AND DOOR	28
990NDH4	NARROW DRAWER CABINET MOUNTED UNDER BENCH TOP - 4 DRAWERS	28
990NCA	SELF STANDING NARROW CABINET	29
946C	CABINET FOR 946A	29
946CR	CABINET WITH ROLLER SHUTTER FOR 946A IN 990	29
990CA	CABINET WITH ROLLER SHUTTER	29
990CAU	HANGING CABINET FOR WORK BENCHES	30
990NDH	TOOL CABINET MOUNTED UNDER BENCH TOP	30
990TW	WOODEN BENCH TOP	30
990TW1	ANGLE WOODEN BENCH TOP	30
990TWS	STAINLESS WORKTOP	31
990SL	LEFT SUPPORT	31
990SR	RIGHT SUPPORT	31
990SM	MIDDLE SUPPORT	31
990SC	CONNECTING SUPPORT	32
990B	PERFORATED BACK, 2 PCS SET	32
990BA	PERFORATED BACK FOR ANGLE MODULAR WORK BENCH, 4 PCS SET	32
990BA1	COVER SET FOR ANGLE MODULAR WORK BENCH, 2 PCS SET	32
990L	LEG FOR MODULAR WORK BENCH	33
990LA	ADJUSTABLE LEG FOR MODULAR WORK BENCH	33
990LB	SUPPORT FOR ANGLE MODULAR WORK BENCH, 2 PCS SET	33
990HPC	HOLDER WITH PARAPET CHANNEL	33
990HWPC	HOLDER WITHOUT PARAPET CHANNEL	34
990HPB	HOLDER FOR PLASTIC BOX	34
990HL	HOLDER FOR LIGHT WITH CONSOLE	34
990LIGHT	LIGHT	34
990NDU	NARROW DRAWER CABINET UNDERBASE	35
990WDU	WIDE DRAWER CABINET UNDERBASE	35
990.PNE	CABLE REEL 10 M, 3X1,5MM2, 220V	35
990.PNE1	HOSE REEL 10 M, HOSE 8X12 MM, 1/4"	35
990S1	ADDITIONAL SUPPORT FOR 990S	35
H.990.BAT	HOLDER FOR AKU SCREWDRIVER	36
H.990.HAM	HOLDER FOR HAMMERS	36
H.990.PAP	HOLDER FOR PAPER	36
H.990.PIN	HOLDER WITH PIN, 10 PCS SET	36

H.990.PLI	HOLDER FOR PLIERS,10 PCS SET	37
H.990.PNE	REEL HOLDER	37
H.990.SCR	HOLDER FOR SCREWDRIVERS	37
H.990.TAB	HOLDER FOR LAPTOP	37
H.990.WRE	HOLDER FOR WRENCHES	38
990WDP	PARTITIONS FOR WIDE DRAWERS	38
990NDP	PARTITIONS FOR NARROW DRAWERS	38
990.MD	MODULAR HOLDER FOR MERCHANDISER	39
990SHELF	SHELF WITH HOLDERS	39
SET.PB.990HPBMOD	SET OF PLASTIC BOXES WITH BASE PADE	39
SET990.MD	SET OF MODULAR HOLDER FOR MERCHANDISER WITH PLASTIC BOXES AND BASE PADE	39
BASE.990MOD	BASE PADE FOR PLASTIC BOXES	40
PB.990HPBMOD	PLASTIC BOX, 10 PCS SET	40
PB.990HPB	PLASTIC BOX, 3 PCS SET	40
990IN4	SET 4 INSERT NUTS	40
VL990WD1	SOS TOOL TRAY WITH COMPARTMENT FOR WORK BENCH WIDE DRAWER CABINET	40
VL990WD2	SOS TOOL TRAY WITH COMPARTMENT FOR WORK BENCH WIDE DRAWER CABINET	40
VL990WD3	SOS TOOL TRAY WITH COMPARTMENT FOR WORK BENCH WIDE DRAWER CABINET	41
VL990WD4	SOS TOOL TRAY WITH COMPARTMENT FOR WORK BENCH WIDE DRAWER CABINET	41
VL990ND1	SOS TOOL TRAY WITH COMPARTMENT FOR WORK BENCH NARROW DRAWER CABINET	41
VL990ND2	SOS TOOL TRAY WITH COMPARTMENT FOR WORK BENCH NARROW DRAWER CABINET	41
VL990ND3	SOS TOOL TRAY WITH COMPARTMENT FOR WORK BENCH NARROW DRAWER CABINET	41
VL990ND4	SOS TOOL TRAY WITH COMPARTMENT FOR WORK BENCH NARROW DRAWER CABINET	41
VL990ND	SOS TOOL TRAY WITH COMPARTMENT FOR WORK BENCH NARROW DRAWER CABINET	42
VL990WD	SOS TOOL TRAY WITH COMPARTMENT FOR WORK BENCH WIDE DRAWER CABINET	42

TOOL CARRIAGES

940H1	TOOL CARRIAGE HERCULES	45
940H2	TOOL CARRIAGE HERCULES	46
940H2BLOCK	TOOL CARRIAGE HERCULES WITH BLOCK SYSTEM	47
940H3	TOOL CARRIAGE HERCULES	47
940H2-100ANNIV.	TOOL CARRIAGE HERCULES, 100 ANNIVERSARY	48
940H2-AUTO	TOOL CARRIAGE HERCULES, AUTOMOTIVE TOOLS	48
940EV4BLOCK	TOOL CARRIAGE EUROVISION WITH BLOCK SAFETY SYSTEM	49
940EV1	TOOL CARRIAGE EUROVISION	50
940EV3	TOOL CARRIAGE EUROVISION	50
940EV4	TOOL CARRIAGE EUROVISION	50
940EV6	TOOL CARRIAGE EUROVISION	50
940EV7BLOCK	TOOL CARRIAGE EUROVISION WITH BLOCK SAFETY SYSTEM	51
940EV4-MOTO	TOOL CARRIAGE EUROVISION, MOTORBIKE TOOLS	52
940EV4-VDE	TOOL CARRIAGE EUROVISION, INSULATED TOOLS	52
940EV4-100ANNIV.	TOOL CARRIAGE EUROVISION, 100 ANNIVERSARY	53
920PLUS1	TOOL CARRIAGE EUROPLUS	53
920PLUS2	TOOL CARRIAGE EUROPLUS	54
940E1	TOOL CARRIAGE EUROSTYLE	55
940E3	TOOL CARRIAGE EUROSTYLE	56
940E4	TOOL CARRIAGE EUROSTYLE	56
940E4/1L	TOOL CARRIAGE EUROSTYLE	56
940E6	TOOL CARRIAGE EUROSTYLE	56
940E7	TOOL CARRIAGE EUROSTYLE	57
940E9	TOOL CARRIAGE EUROSTYLE	58

WORKSHOP EQUIPMENT

939/4EV	TOOL CHEST EUROVISION - 4 COMPARTMENTS	61
939/3EV	TOOL CHEST EUROVISION - 3 COMPARTMENTS	61
939/5E	TOOL CHEST EUROSTYLE - 5 COMPARTMENTS	61
938/3V	TOOL CHEST EUROSTYLE - 3 COMPARTMENTS	61
912/5	TOOL BOX - 5 COMPARTMENTS	62
912/3	TOOL BOX - 3 COMPARTMENTS	62
912/1	TOOL BOX - 1 COMPARTMENT	62
911/5	TOOL BOX - 5 COMPARTMENTS	63
914/3	TOOL BOX - 3 COMPARTMENTS	63
914/5	TOOL BOX - 5 COMPARTMENTS	63
915/5	TOOL BOX - 5 COMPARTMENTS	63
917A	PLASTIC TOOL BOX	64
917C	PLASTIC TOOL BOX	64
960/1	TOOL BOX	64
960/2	TOOL BOX	64
960/3	TOOL BOX	65
960/6	INSTALLERS TOOL BOX	65
950/9	WARDROBE CABINET, 9 COMPARTMENTS	65
950/6	WARDROBE CABINET, 6 COMPARTMENTS	65
950/3V	WARDROBE CABINET, 3 COMPARTMENTS	66
950/2	WARDROBE CABINET, 2 COMPARTMENTS	66



lean manufacturing system **by**  **UNIOR®**