

2025

MADE
FOR
WORK.

 UNWOR[®] BIKE TOOLS

NEW

T-handle HEX & TX wrench set

8



Master bits and sockets set

14



Bottom bracket socket retaining tool

32



Crank cap tool for Sram DUB

36



Fazua Ride 60 locking tool

40



Hanger Genie 2.0

60



Suspension top cap socket

71



Electric repair stand 2.0

90



Master Workbench

108



Tech Bench

116





MULTITOOLS	3
Y WRENCHES	5
HEX & TORX WRENCHES	7
GENERAL SHOP TOOLS	11
PLIERS	21
TORQUE WRENCH & ACCESSORIES	27
BOTTOM BRACKET TOOLS	29
CRANKSET TOOLS	35
E-BIKE TOOLS	39
PEDAL TOOLS	41
CHAIN TOOLS	47
CASSETTE & FREEWHEEL TOOLS	51
BRAKE TOOLS	57
FRAME & FORK TOOLS	59
BEARING TOOLS	67
SUSPENSION TOOLS	69
WHEEL TOOLS	73
TIRE & TUBE TOOLS	81
WHEEL TRUING STANDS & ACCESORIES	85
REPAIR STANDS & ACCESSORIES	89
BIKE STORAGE	97
TOOL SETS	99
COMPLETE SERVICE SOLUTIONS	107
WORKSHOP A LA CART	115
UNIOR GEAR	129
SPARE PARTS	133

Racing since 2010

● 2010

Unior's first factory racing program was established in 2010, with a clear vision that still stands today – spread the word about Unior Bike Tools product and be a strong and competitive professional mountain bike team. In 8 years of racing under the UTT name we have achieved some amazing results and employed athletes from different countries and even continents. From Tanja Žakelj, who won the overall UCI XCO World Cup in 2013, to Reece Wilson, who got his first elite Top-30 in World Cup in our jersey and became a World Champion in 2020 under the Trek Factory Racing flag.



● 2018

Our merger with Canadian bicycle producer Devinci Cycles lead to the creation of one of the strongest mountain bike teams on the circuit. Riders from New Zealand, France, United States of America, Ireland, Canada and Slovenia achieved tons of memorable results, such as podium finishes for Dakotah Norton at World Cups in Lošinj and Lousa, Keegan Wrights' wins on Crankworx and Damien Oton's victory on Megavalanche.



● 2024

For the latest iteration of the team, Unior forged a new alliance with another Slovenian manufacturer. Sinter is a manufacturer of high-end brake pads for cycling & other industries and has joined the team as a title co-sponsor. The program will focus on downhill, enduro, BMX Freestyle, and Slopestyle, with an international rider line-up: Aimi Kenyon (UK), Ben Zwar (Australia/Sweden), Stan Nisbet (UK/Scotland), Oli Zwar and Slovenians Vid Peršak (Enduro) and Jaka Remec (BMX Freestyle). The concept remains the same – offer athletes the best possible support, be the best ambassador to all our sponsors, continue to work hard, and have fun while doing it.



FACTORY RACING



Teams we support

Unior Bike Tools **supports the best athletes and teams** with many tools developed in conjunction with them. Racing is part of us.

There are other teams using Unior Bike Tools who are not officially supported by Unior but have **chosen to invest** in our tools.



TREK
FACTORY RACING



NS **U3**
BIKES



Continental's
Atherton

UNIOR® BIKE TOOLS



TRANSITION
FACTORY RACING



SOUDAL
ORIGINEEL
CYCLING TEAM



INEOS | **GRENADIERS**
CYCLING TEAM



COMMENCAL | **Muc-Off** +



MOVISTAR
TEAM



LIDL | **TREK**

MADE FOR WORK.

UNIORBIKETOOLS.COM

MULTITOOLS



MADE
FOR
WORK.



MULTITOOL EURO17

New Euro17 Multitool - Designed and produced in Slovenia, Europe, from the best materials to the highest standard. Tool spindles are chrome plated, additionally the tips black oxide coated to ensure the highest tolerance and greater durability. Chrome vanadium 4, molybdenum vanadium 52, chrome-silicon-vanadium 5 are just some of the high end materials used on the Euro17 Multitool that make this product the best.

EURO17 MULTITOOL INCLUDES:

- Hex wrenches 2, 2.5, 3, 4, 5, 6, 8
- TX wrenches 10, 25
- PH1 screwdriver
- Flat screwdriver 1.0 x 5.0
- Chain tool
- Schrader & Presta valve tool
- Spoke Key 3.3, 3.45 and DT

SKU	ID
625901	1655EURO17-US



MULTITOOL EURO13

New Euro13 Multitool - Designed and produced in Slovenia, Europe, from the best materials to the highest standard. Tool spindles are chrome plated, additionally the tips are black oxide coated to ensure the highest tolerance and greater durability. Chrome vanadium 4, molybdenum vanadium 52, chrome-silicon-vanadium 5 are just some of the high end materials used on the Euro17 Multitool that make this product the best.

EURO13 MULTITOOL INCLUDES:

- Hex wrenches 2, 2.5, 3, 4, 5, 6, 8
- TX wrenches 10, 25
- PH1 screwdriver
- Chain tool
- Schrader & Presta valve tool

SKU	ID
625902	1655EURO13-US



MULTITOOL EURO7

New Euro7 Multitool - Designed and produced in Slovenia, Europe, from the best materials to the highest standard. Tool spindles are chrome plated, additionally the tips are coated with black oxide coated to ensure the highest tolerance and greater durability. Chrome vanadium 4, molybdenum vanadium 52, chrome-silicon-vanadium 5 are just some of the high end materials used on the Euro7 Multitool that make this product the best.

EURO7 MULTITOOL INCLUDES:

- Hex wrenches 1.5, 2, 2.5, 3, 4, 5, 6

SKU	ID
625903	1655EURO7-US



MULTITOOL EURO6

New Euro6 Multitool - Designed and produced in Slovenia, Europe, from the best materials to the highest standard. Tool spindles are chrome plated, additionally the tips are black oxide coated to ensure the highest tolerance and greater durability. Chrome vanadium 4, molybdenum vanadium 52, chrome-silicon-vanadium 5 are just some of the high end materials used on the Euro6 Multitool that make this product the best.

EURO6 MULTITOOL INCLUDES:

- Hex wrenches 4, 5, 6
- TX wrench 25
- PH1 screwdriver
- Flat screwdriver 1.0 x 5.0

SKU	ID
625904	1655EURO6-US



Y WRENCHES



**MADE
FOR
WORK.**



Y HEX WRENCH

The wrench is used for tightening and unscrewing screws with hex-shaped nuts.

- The plastic-injected handle offers a comfortable and compact grip, which enables efficient working while the high-quality material enables long-term use of the tool.

SKU	ID	DIM
624908	1781/2HX-US	2 x 2,5 x 3
624909		4 x 5 x 6



Y BALL-END HEX WRENCH

The wrench is used for tightening and unscrewing screws with hex-shaped nuts.

- The plastic-injected handle offers a comfortable and compact grip, which enables efficient working while the high-quality material enables long-term use of the tool.
- The 1781/2HXS version features ball-end hex wrenches which are specially useful for working under angle.

SKU	ID	DIM
624910	1781/2HXS-US	4 x 5 x 6




Y TORX WRENCH

The wrench is used for tightening and unscrewing screws with Torx-shaped nuts.

- The plastic-injected handle offers a comfortable and compact grip, which enables efficient working while the high-quality material enables long-term use of the tool.

SKU	ID	DIM
624911	1781/2TX-US	10 x 15 x 25



HEX & TORX WRENCHES



**MADE
FOR
WORK.**



NEW

T-HANDLE HEX WRENCH SET

When it comes to essential tools, there's one type that should always be at the top of your list: hex wrenches. Hex wrenches are in constant demand, and once you experience the excellence of a set like this one, you'll never want to use anything else.

This set includes a range of sizes: 2mm, 2.5mm, 3mm, 4mm, 5mm, 6mm, 8mm, and 10mm, ensuring you have the right tool for any job. Crafted with precision, each hex wrench boasts a chrome-plated chrome-vanadium shank coupled with a comfortable two-component handle for an ergonomic and secure grip. To elevate the precision of these tools, the tips are meticulously coated with black oxide, optimizing tool tolerances for the utmost accuracy in your tasks.

Our hex wrenches are designed to provide a flawless fit for fasteners and bolts, giving you unwavering confidence in your tasks. The two-component handle ensures a comfortable and secure grip, making each use a pleasure. You'll find yourself reaching for these top-notch hex wrenches time and time again.

- material: blade from premium chrome vanadium steel
- handle - polypropylene
- blade chrome plated, black anodised tip

SKU	ID	DIM
629820	193HX-US.1	2 - 10



NEW

T-HANDLE TX WRENCH SET

When it comes to essential tools, there's one type that should always be at the top of your list: TX wrenches. TX wrenches are in constant demand, and once you experience the excellence of a set like this one, you'll never want to use anything else.

This set includes a range of sizes: TX8, TX10, TX15, TX20, TX25, TX27, TX30 and the additional handy holder, making sure you always have the right tool for the job at hand. Crafted with precision, each wrench boasts a chrome-plated chrome-vanadium shank coupled with a comfortable two-component handle for an ergonomic and secure grip. To elevate the precision of these tools, the tips are meticulously coated with black oxide, optimizing tool tolerances for the utmost accuracy in your tasks.

Our TX T-wrenches are designed to provide a flawless fit for fasteners and bolts, giving you unwavering confidence in your tasks. The two-component handle ensures a comfortable and secure grip, making each use a pleasure. You'll find yourself reaching for these top-notch TX wrenches time and time again.

- The T-handle holder is entirely made of metal and designed to fit your TX T-handle wrenches perfectly. It will look great holding your daily used T-handles on top of the bench or mounted on our bench/wall panels.
- material: blade from premium chrome vanadium steel
- handle - polypropylene
- blade chrome plated, black anodised tip

SKU	ID	DIM
629821	193TX-US.1	TX8 - TX30



NEW

SET OF SCREWDRIVERS WITH SECURITY TX PROFILE

- blade: premium hard chrome vanadium steel, entirely hardened and tempered
- blade chrome plated, blackened tip
- handle: ergonomic shape
- three component material
- hanging hole
- Set includes:
- 6x screwdriver TBI with TX profile and hole (article 621/1TBI-US) dim. TR 10, TR 15, TR 20, TR 25, TR 27, TR 30

SKU	ID	DIM
629695	621/1TBI-CB-US	TR10 - TR30

INDIVIDUAL SIZES:

628279	621/1TBI-US	TR10
628280		TR15
628281		TR20
628282		TR25
628430		TR27
628283		TR30



T-HANDLE HEX WRENCH

- material: blade from premium chrome vanadium steel
- handle - polypropylene
- blade chrome plated, black anodised tip

SKU	ID	DIM
625108	193HX-US	2
625109		2,5
625110		3
625111		4
625112		4,5
625113		5
625114		6
625115		8
625116		10



T-HANDLE TX WRENCH

- material: premium chrome vanadium steel
- handle - polypropylene
- blade chrome plated, black anodised tip

SKU	ID	DIM
625711	193TX-US	TX 8
625121		TX 10
625122		TX 15
625712		TX 20
625123		TX 25
628632		TX 27
625124		TX 30



T-HANDLE BALL-END HEX WRENCH

- material: blade from premium chrome vanadium steel
- handle - polypropylene
- blade chrome plated, black anodised tip

SKU	ID	DIM
625117	193HXS-US	3
625118		4
625119		5



HEX SCREWDRIVER WITH INSULATED BLADE VDE TBI

- blade: premium hard chrome vanadium steel, entirely hardened and tempered
- blackened tip
- handle: ergonomic shape
- three component material
- hanging hole
- made according to standard DIN EN IEC 60900 (VDE 0682-201); 2019-04; EN IEC 60900:2018

SKU	ID	DIM
616448	620VDE TBI	2.5
616449		3
616450		4
616451		5
616452		6
616453		8



NEW

HOLDER FOR HX PROFILE SCREWDRIVERS WITH T-HANDLE

Keep your workbench tidy and ensure your most frequently used tools are always within reach with the Unior T-handle HX wrench holder. Made entirely from metal and expertly designed to accommodate your HX T-handle wrenches, this holder offers both functionality and style. Whether placed on top of your workbench or mounted on Unior bench/wall panels, it presents a sleek and organized solution.

- Made of metal
- Designed for Unior HX wrenches, art. 193HX
- Compatible with Unior back panel perforations.

SKU	ID
629622	h.TW-HX



NEW

HOLDER FOR TX PROFILE SCREWDRIVERS WITH T-HANDLE

Keep your workbench tidy and ensure your most frequently used tools are always within reach with the Unior T-handle TX wrench holder. Made entirely from metal and expertly designed to accommodate your TX T-handle wrenches, this holder offers both functionality and style. Whether placed on top of your workbench or mounted on Unior bench/wall panels, it presents a sleek and organized solution.

- Made of metal
- Designed for Unior TX wrenches, art. 193TX
- Compatible with Unior back panel perforations.

SKU	ID
629623	h.TW-TX



SET OF WRENCHES WITH TX PROFILE AND HOLE IN PLASTIC CLIP

SET INCLUDES:

- 9x wrench with TX profile and hole (article 220/7TX) dim. TR 8, TR 9, TR 10, TR 15, TR 20, TR 25, TR 27, TR 30, TR 40 on plastic clip

SKU	ID	DIM
613089	220/7TXPH	TR9-40/8



SET OF HEXAGON WRENCHES ON PLASTIC CLIP

SET INCLUDES:

- 9x hex wrench (article 220/3) dim. 1.5, 2, 2.5, 3, 4, 5, 6, 8, 10 on plastic clip

SKU	ID	DIM
626768	220/3PH-US	1.5-10/9



SET OF BALL-END HEX WRENCHES ON PLASTIC CLIP

SET INCLUDES:

- 9x ball-end hex wrench (article 220/3S) dim. 1.5, 2, 2.5, 3, 4, 5, 6, 8, 10 on plastic clip

SKU	ID	DIM
626769	220/3SPH-US	1.5-10/9



SET OF HEX WRENCHES, LONG TYPE ON PLASTIC CLIP

SET INCLUDES:

- 9x hex wrench, long type (article 220/3L) dim. 1.5, 2, 2.5, 3, 4, 5, 6, 8, 10 on plastic clip

SKU	ID	DIM
626770	220/3LPH-US	1.5-10/9



SET OF BALL-END HEX WRENCHES, LONG TYPE ON PLASTIC CLIP

SET INCLUDES:

- 9x ball-end hex wrench, long type (article 220/3SL) dim. 1.5, 2, 2.5, 3, 4, 5, 6, 8, 10 on plastic clip

SKU	ID	DIM
626771	220/3SLPH-US	1.5-10/9



* ALSO AVAILABLE IN INDIVIDUAL SIZES

GENERAL SHOP TOOLS



MADE
FOR
WORK.



SET OF OPEN END WRENCHES IN BAG

SET INCLUDES:

- 8x open end wrench (article 110/1) dim. 6x7, 8x9, 10x11, 12x13, 14x15, 16x17, 18x19, 20x22

SKU	ID	DIM
615465	110/1CT	6-22



SET OF RATCHET COMBINATION WRENCHES IN A BAG

SET INCLUDES:

- 6x ratchet combination wrench (article 160/2) dim. 8, 10, 13, 15, 17, 19

SKU	ID	DIM
627001	160/2CT	8-19



SET OF COMBINATION WRENCHES, LONG TYPE IN BAG

SET INCLUDES:

- 8x long combination wrench (article 120/1) dim. 8, 10, 11, 13, 15, 17, 19, 22

SKU	ID	DIM
615475	120/1CT	8-22



SET OF COMBINATION WRENCHES, SHORT TYPE IN BAG

SET INCLUDES:

- 8x short combination wrench (article 125/1) dim. 8, 10, 11, 13, 15, 17, 19, 22

SKU	ID	DIM
615478	125/1CT	8-22



ADJUSTABLE WRENCH

- material: premium chrome vanadium steel
- drop forged, entirely hardened and tempered
- surface finish: chrome plated according to ISO 1456:2009
- polished head
- with scale
- made according to standard ISO 6787

SKU	ID	DIM
611917		100
611918	250/1	150
601016		200



* ALSO AVAILABLE IN INDIVIDUAL SIZES

REVERSIBLE RATCHET 1/4"

- material: premium flex chrome vanadium steel
- body drop forged
- entirely hardened and tempered
- surface finish: chrome plated to standard ISO 1456:2009
- ergonomic heavy duty double component handle
- made according to standard ISO 3315

ADVANTAGES:

- with 40 - teeth
- 9° working angle
- Safety lock system
- The socket is simple released from the ratchet by pressing the button.

SKU	ID	DIM
625106	188.1/1ABI-US	1/4"

1/4"



REVERSIBLE RATCHET

- material: premium flex chrome vanadium steel
- body drop forged
- entirely hardened and tempered
- surface finish: chrome plated to standard ISO 1456:2009
- ergonomic heavy duty double component handle
- made according to standard ISO 3315

ADVANTAGES:

- 75 - teeth
- 4,8° working angle
- Safety lock system
- The socket is simple released from the ratchet by pressing the button.

SKU	ID	DIM
625107	190.1/1ABI-US	1/2"
629378	238.1/1ABI-US	3/8"



RATCHET FOR BITS 6,3

- material: premium flex chrome vanadium steel
- body drop forged
- entirely hardened and tempered
- surface finish: chrome plated to standard ISO 1456:2009
- ergonomic heavy duty double component handle
- for bits 6,3 mm

SKU	ID	DIM
628277	188.1/1BBI-US	6,3 mm



PRO SOCKET HANDLE

- material: premium flex chrome vanadium steel
- body drop forged
- entirely hardened and tempered
- surface finish: chrome plated to standard ISO 1456:2009
- ergonomic heavy duty double component handle

Pro Socket Handle is not just another tool from our general tool program. It has been developed purposefully for our bike program. It is light, compact, extremely durable and features double component ergonomic handle. Designed to work with our cassette lock ring tools, flat sockets for suspension service and many more.

SKU	ID	DIM
627085	190.8/2BI-US	1/2"



SWIVEL HANDLE 1/2"

- material: premium chrome vanadium steel
- body drop forged
- entirely hardened and tempered
- surface finish: chrome plated to standard ISO 1456:2009
- ergonomic heavy duty double component handle
- made according to standard ISO 3315

SKU	ID	DIM
628645	190.2/1BI-US	1/2" x 450



SWIVEL HANDLE 1/4"

- material: premium flex chrome vanadium steel
- body drop forged
- entirely hardened and tempered
- surface finish: chrome plated to standard ISO 1456:2009
- ergonomic heavy duty double component handle
- made according to standard ISO 3315

SKU	ID	DIM
628961	188.2/2BI-US	1/4"

1/4"



NEW

MASTER BITS AND SOCKETS SET

The Unior Master Bicycle Socket Set is your go-to solution for precision, durability, and convenience when working on any bike.

Crafted in Europe to meet ISO 2725-1 and ISO 3315 standards, the Master bicycle socket set includes all sockets and socket drive bits necessary for every bike need. From the common 10mm 1/4" drive to the specialized T40 Torx Plus for Bosch e-bike systems, this comprehensive set covers it all. Designed for both the enthusiast home mechanic and the professional bike technician, it offers.

- Durable sheet steel box for safe storage and transport.
- 49 pieces.
- Tools securely stored in SOS foam tray.
- Compatibility with 1/4" and 1/2" ratchet drivers.
- Ergonomic double-component handles for a secure and comfortable grip.

SKU	ID
629765	1782M



NEW

SCREWDRIVER SOCKET SET WITH HX PROFILE 1/4" ON RAIL

Set of 1/4" HX screwdriver sockets commonly used in bike service, packed on a handy rail. The screwdriver sockets are made of premium chrome vanadium steel, and the bits are made from premium plus carbon steel. All screwdriver sockets are entirely hardened. The rail enables this set to be neatly stored in a drawer, on a bench, or mounted to a wall/back panel.

- material (Socket): Premium flex chrome vanadium steel
- material (Bit): Premium plus carbon steel
- entirely hardened and tempered
- made according to standard DIN 7422

SKU	ID	DIM
629697	187HHP6	2-7



NEW

SCREWDRIVER SOCKET SET WITH HX PROFILE 1/2" ON RAIL

Set of 1/2" HX screwdriver sockets commonly used in bike service, packed on a handy rail. The screwdriver sockets are made of premium chrome vanadium steel, and the bits are made from premium plus carbon steel. All screwdriver sockets are entirely hardened. The rail enables this set to be neatly stored in a drawer, on a bench, or mounted to a wall/back panel.

- material (Socket): Premium flex chrome vanadium steel
- material (Bit): Premium plus carbon steel
- entirely hardened and tempered
- made according to standard DIN 7422

SKU	ID	DIM
629698	192HHP6	8-19



NEW

SCREWDRIVER SOCKET SET WITH TX PROFILE 1/4" ON RAIL

Set of 1/4" TX screwdriver sockets commonly used in bike service, packed on a handy rail. The screwdriver sockets are made of premium chrome vanadium steel, and the bits are made from premium plus carbon steel. All screwdriver sockets are entirely hardened. The rail enables this set to be neatly stored in a drawer, on a bench, or mounted to a wall/back panel.

- material (Socket): Premium flex chrome vanadium steel
- material (Bit): Premium plus carbon steel
- entirely hardened and tempered

SKU	ID	DIM
629696	187HTXP8	TX 8-40



NEW

SOCKET SET 1/4" ON RAIL

Set of 1/4" sockets commonly used in bike service, packed on a handy rail. The sockets are drop forged from premium chrome vanadium steel and entirely hardened. The rail enables this set to be neatly stored in a drawer, on a bench, or mounted to a wall/back panel.

- material: premium flex chrome vanadium steel
- drop forged, entirely hardened and tempered
- surface finish: chrome plated according to ISO 1456:2009
- made according to standard ISO 2725-1

SKU	ID	DIM
629699	188H6P11	4-14



NEW

SOCKET SET 1/2" ON RAIL

Set of 1/2" sockets commonly used in bike service, packed on a handy rail. The sockets are drop forged from premium chrome vanadium steel and entirely hardened. The rail enables this set to be neatly stored in a drawer, on a bench, or mounted to a wall/back panel.

- material: premium flex chrome vanadium steel
- drop forged, entirely hardened and tempered
- surface finish: chrome plated according to ISO 1456:2009
- made according to standard ISO 2725-1

SKU	ID	DIM
629700	190H6P6	14-19



ADAPTOR 1/4"

- material: premium flex chrome vanadium steel
- drop forged, entirely hardened and tempered
- surface finish: chrome plated according to ISO 1456:2009
- made according to standard ISO 3316

SKU	ID	DIM
607976	188.7/2	1/4" - 3/8"



ADAPTOR 3/8"

- material: premium flex chrome vanadium steel
- drop forged, entirely hardened and tempered
- surface finish: chrome plated according to ISO 1456:2009
- polished head
- made according to standard ISO 3316
- code 605345 do not have polished heads

SKU	ID	DIM
607977	238.7/1	3/8" - 1/4"



ELECTRICIAN'S SCREWDRIVER WITH INSULATED BLADE, VDE TBI

- blade: premium hard chrome vanadium steel, entirely hardened and tempered
- blackened tip
- handle: ergonomic shape
- three component material
- hanging hole
- made according to standard DIN EN IEC 60900 (VDE 0682-201):2019-04; EN IEC 60900:2018
- made according to standard ISO 8764-1,2

SKU	ID	DIM
616436	603VDETBI	0.4 x 2.5 x 75
616437		0.5 x 3.0 x 100
616438		0.6 x 3.5 x 100
616439		0.8 x 4.0 x 100
616440		1.0 x 5.5 x 125
616441		1.2 x 6.5 x 150



CROSSTIP (PH) SCREWDRIVER WITH INSULATED BLADE, VDE TBI

- blade: premium hard chrome vanadium steel, entirely hardened and tempered
- blackened tip
- handle: ergonomic shape
- three component material
- hanging hole
- made according to standard ISO 8764-1,2 and EN IEC 60900

SKU	ID	DIM
616443	613VDETBI	PH0 x 60
616444		PH1 x 80
616445		PH2 x 100



DEAD BLOW HAMMER

- metal balls in the head absorb the impact
- those granulate absorb the impact
- lacquered metal housing
- lacquered metal tubular handle with plastic grip
- polyurethane faces are unchangeable
- high security

ADVANTAGES:

- Advantage over an ordinary hammer is that it doesn't bounce back from the object because of the steel granulate which absorb the impact.
- Steel balls in the hammer head prevents rebound and adds additional striking force.
- Less handle vibration while striking!

USAGE:

- Hammer is used for mounting ball bearings, for furniture assembly, interior and exterior lay paving.
- Not recommended for use on sharp objects. Strike on sharp objects can damage polyurethane face of the hammer.

SKU	ID	DIM
626485	819A-US	45



PLASTIC HAMMER

- material: cellidor, hardness 60-70 shore D
- oil resistant
- grey cast head
- wooden handle, lacquered
- intended for working soft and easily damaged materials

SKU	ID	DIM
601834	820	32



PLASTIC HAMMER

- material: polyuretan, hardness 45 - 55 shore D
- oil resistant
- grey cast head
- wooden handle, lacquered
- very tough and unbreakable material that allows versatility of use

SKU	ID	DIM
605492		27
605493	820A	32
605494		40



LOCKSMITHS' HAMMER

- material: premium flex plus carbon steel
- drop forged
- striking face and nose induction hardened
- surface finish: lacquered
- ash wood handle with special oval wedge
- made according to standard DIN 1041

SKU	ID	DIM
601797		150
601799		200
601801	812	250
601804		500



HACKSAW

- light compact with ergonomically designed handle
- frame chrome plated, handle lacquered
- two blade position

SKU	ID	DIM
621531	750B	400



CARBON SAW BLADE FOR 750B, 2 PCS SET

SKU	ID	DIM
623099	750.1CAR	300



SPARE BLADE FOR 750B, 2 PCS SET

- material: HSS, Bi-metal
- 24 teeth/1"
- length 300 mm

SKU	ID	DIM
621532	750.1B	300



ROUND FILE WITH HANDLE, BASTARD

- material: premium hard plus carbon steel
- all files have second cut
- hanging hole

SKU	ID	DIM
625714	763HB-US	200



FLAT FILE WITH HANDLE, BASTARD

- material: premium hard plus carbon steel
- all files have second cut
- hanging hole

SKU	ID	DIM
625715	760HB-US	200



CALLIPER WITH VERNIER SCALE

- accuracy: 0,02mm/0,001"
- function: measurement of internal dimensions, of external dimensions, of depth, of steps
- made according to standard DIN 862
- dual scale in inch and mm

SKU	ID	DIM
612035	271	0-150



DIGITAL CALLIPER

- accuracy: 0,02mm/0,001"
- function: measurement of internal dimensions, of external dimensions, of depth, of steps
- made according to standard DIN 862
- dual scale in inch and mm

SKU	ID	DIM
619881	270A	0-150



ELECTRICIANS' SCISSORS

- material: premium flex plus carbon steel
- drop forged
- cutting edges induction hardened
- surface finish: nickel plated
- handles plastic dipped

SKU	ID	DIM
628278	582/3P-US	150



MAGNETIC TRAY

- Material: stainless steel, corrosion resistant
- keeps parts and tools right where you need them
- holds any small nuts, bolts and steel parts

ADVANTAGES:

- powerful permanent magnet covers with protective rubber foot
- can be used in any position

HOW TO USE THE TOOL:

With its powerful rubber-protected magnet, this magnetic tray is suitable for practically all industrial applications ranging from car repair shops to everywhere where it can be attached to a metal surface. It can be used in all positions - the magnet is so powerful that the tray can even be fitted upside-down. The tray is intended for protecting screws, nuts and the like against being misplaced, and for storing them in a central location to minimise the time needed to find a specific item.



- for usage in garage, engine, household work

SKU	ID	DIM
619728	2086	150



MEASURING TAPE

- plastic double component casing
- with stop and clip
- preciseness to class II
- metal measuring tape

SKU	ID	DIM
625129	710R-US	3m

CE



ADJUSTABLE SPANNER WRENCH

- material: premium flex plus carbon steel
- pins: black finish
- entirely hardened and tempered
- surface finish: chrome plated according to ISO 1456:2009
- double plastic dipped handles

The 2.3 and 2.8 mm pins are interchangeable, the distance between them is adjustable. The biggest difference between the pins is 50 mm open and 10 mm closed.

SKU	ID	DIM
624933	253/2DP-US	2,3 x 2,8



QUICK IRONGATOR ENGINEER'S VICE WITH QUICK MOVING SYSTEM

- housing from grey iron casting
- drop forged jaws from tool carbon steel, hardened and tempered
- lacquered housing, jaws anticorrosive oiled, other parts zinc plated
- uniPRO slides ensure precise running of moving parts
- engineer's vice can be combined with swivel base
- quick moving system

SKU	ID	DIM
625130	721Q/6-US	125
625131		150



SWIVEL BASE FOR 721/6 AND 721Q/6

- base plate from grey iron casting
- material other parts: special tool steel
- swivel base can be rotated for 360°

SKU	ID	DIM
621566	721.1/6	80
621483		125
621569		150
621572		200



SPARE ALUMINIUM JAWS FOR 721/6 AND 721Q/6

- material: aluminium
- set 2 pieces

SKU	ID	DIM
623084	722.1AL	80
619026		125
619027		150
619029		200



SPARE JAW FOR 721/6 AND 721Q/6

- material: premium plus carbon steel
- drop forged, entirely hardened and tempered
- set 2 pieces

SKU	ID	DIM
623083	722.1/7	80
619020		125
619021		150
619023		200





PLIERS

**MADE
FOR
WORK.**



MASTER LINK PLIERS

- Master link pliers are designed for installation and removal of the chain master links on most 6 – 13 speed derailleur chains, including Sram flat top chains.
- Laser cut and heat treated.
- Features dual-function jaws capable of both opening and closing master links.
- Compatible with 6 – 13 speed derailleur chains, including Sram flat top chains.
- Equipped with double-dipped handles for enhanced comfort.
- material: premium flex plus carbon steel
- surface finish: chrome plated to standard ISO 1456:2009

SKU	ID
629366	1720/4DP



CABLE HOUSING CUTTERS

Pliers developed specially for cutting shift and brake housing. Pliers cut precise and smooth without deformation to the cable housing and feature a built in crimping function for cable end caps. Locking mechanism keeps pliers closed for the easier storing. To unlock the locking mechanism simply squeeze and release the pliers.

In order to preserve the ultimate cutting performance, we highly advice not to use pliers for cutting shift/brake wires and spokes.

SKU	ID	DIM
628148	584/4BI-US	180



FLUSH CUTTER

- material: premium plus carbon steel
- drop forged, entirely hardened and tempered
- cutting edges induction hardened
- heavy duty double - component handles

SKU	ID
626381	463/4BI-US



DIAGONAL CUTTING NIPPERS

- material: premium plus carbon steel
- drop forged, entirely hardened and tempered
- cutting edges induction hardened
- head polished
- surface finish: chrome plated to standard ISO 1456:2009
- heavy duty double - component handles
- made according to standard ISO 5749 and EN IEC 60900

SKU	ID	DIM
610426	461/1VDEBI	140
610427		160



SCREW PLIERS

Use Screw pliers to loose and unscrew screws that have damaged head profile and cannot be unscrewed with standard tools. Damage on the screw's profile usually occurs when screws are stuck due to gluing or corrosion and standard tool strips the profile. Pliers have horizontal and also vertical serrated teeth, which grab the screw by the outer diameter of the head. Teeth are strong and very sharp and provide excellent grip on screw's head, regardless of its profile. Pliers can be used on screw heads with diameter from 3 to 11 mm.

- material: premium plus carbon steel
- drop forged, entirely hardened and tempered
- head surface finish: finely ground
- surface finish: phosphated to standard ISO 9717
- double plastic dipped handles

ADVANTAGES:

- double serrated jaws, horizontal and vertical
- multipurpose use
- for screws head with diameter from 3 to 11 mm

SKU	ID
629036	407/4PR



CABLE PULLER PLIERS WITH LOCK

- material: premium plus carbon steel
- surface finish: chrome plated according to ISO 1456:2009
- double plastic dipped handles

HOW TO USE THE TOOL:

The basic function of the inner wire pliers is to tension brake and derailleur steel cables. It is used for holding the inner cable and pulling it out of the housing. The safety lock is activated with a thumb push. The pliers can now be released and the cable fixed. The lock is automatically released by squeezing handles together. The additional safety lock enables easier, faster and more comfortable use.

SKU	ID
624917	16421/2P-US



TIRE SETTER

- material: premium plus carbon steel
- drop forged, entirely hardened and tempered
- surface finish: chrome plated to standard ISO 1456:2009
- double plastic dipped handles

The pliers are intended for fast straightforward tire removal - especially tires that have already bonded with the rim. Using the pliers, we compress the tire so that it detaches from the bead of the rim. A strong grip facilitates the removal of the tires. The well designed shape of the pliers enables the separation of the tire from the rim and ensures that the inner tube is not punctured when removing the tire. The pliers are chromed and laminated with plastic for a more comfortable grip.

SKU	ID	DIM
624948	1601/2DP-US	300



CHAIN RIVET PLIERS

- material: premium flex plus carbon steel
- drop forged, entirely hardened and tempered
- surface finish: chrome plated according to ISO 1456:2009
- pin induction hardened
- double plastic dipped handles

The chain rivet pliers have been developed to enable both professional and home mechanics to work quickly and safely on bicycle chains. Higher functionality and practicality are the advantages of the chain rivet pliers and with this unique design less physical effort is required to extract the rivet from the chain. Jobs will be performed quickly and comfortably without damage to the rivet or chain plate. The ergonomic design enables single handed use.

PLIERS ARE NOT COMPATIBLE WITH CHAINS WITH ROLLER WIDTH 1/8" (3.3MM).

SKU	ID	DIM
624914	1640/1DP-US	240



WATERPUMP BOX JOINT PLIERS

- material: premium chrome vanadium steel
- drop forged, entirely hardened and tempered
- surface finish: chrome plated to standard ISO 1456:2009
- heavy duty double - component handles

ADVANTAGES:

- jaw aperture adjustable in 7 positions
- jaws are always parallel to protect the nut from being damaged
- 449.1 additional plastic jaws for work on chromed and polished nuts

SKU	ID
625713	449/1PYTHON-US



COMBINATION PLIERS

- material: premium plus carbon steel
- drop forged, entirely hardened and tempered
- cutting edges induction hardened
- head polished
- surface finish: chrome plated to standard ISO 1456:2009
- heavy duty double - component handles
- made according to standard ISO 5746 and EN IEC 60900

SKU	ID	DIM
610421		160
610422		180
610423	406/1VDEBI	200
610424		220



LONG FLAT NOSE PLIERS

- material: premium plus carbon steel
- drop forged, entirely hardened and tempered
- head polished
- surface finish: chrome plated to standard ISO 1456:2009
- heavy duty double - component handles
- gripping surface serrated
- made according to standard ISO 5745 and EN IEC 60900

SKU	ID	DIM
610430	472/1VDEBI	160



LONG NOSE PLIERS WITH SIDE CUTTER AND PIPE GRIP, STRAIGHT

- material: premium plus carbon steel
- drop forged, entirely hardened and tempered
- cutting edges induction hardened
- head polished
- surface finish: chrome plated to standard ISO 1456:2009
- heavy duty double - component handles
- made according to standard ISO 5745 and EN IEC 60900

ADVANTAGES:

- also for clenching and separating of from cables and other sensitive objects
- gripping surface serrated

SKU	ID	DIM
610436	508/1VDEBI	170



LONG NOSE PLIERS WITH SIDE CUTTER AND PIPE GRIP, BENT

- material: premium plus carbon steel
- drop forged, entirely hardened and tempered
- cutting edges induction hardened
- head polished
- surface finish: chrome plated to standard ISO 1456:2009
- heavy duty double - component handles
- made according to standard ISO 5745 and EN IEC 60900

ADVANTAGES:

- the long bent jaws enable simple and precise clenching of nuts and screws
- the strong jaws enable good grip
- jaws bent to an angle of 45°
- gripping surface serrated

SKU	ID	DIM
610438	512/1VDEBI	170
610439		200



NEW

INTERNAL LOCK RINGS PLIERS, BENT

- material: premium plus carbon steel
- drop forged, entirely hardened and tempered
- head polished
- surface finish: chrome plated to standard ISO 1456:2009
- tips black finish
- handles plastic dipped
- made according to standard DIN 5256 form D

ADVANTAGES:

- 30% higher endurance in comparison to convenient lock rings pliers
- for diameter 12 to 60mm
- with inserted tips

USAGE:

- for fitting circlips on bore holes

SKU	ID	DIM
629769	538/1PR	140 (12-25mm)
629770		180 (19-60mm)



NEW

INTERNAL LOCK RINGS PLIERS, STRAIGHT

- material: premium plus carbon steel
- drop forged, entirely hardened and tempered
- head polished
- surface finish: chrome plated according to ISO 1456:2009
- tips black finish
- handles plastic dipped
- made according to standard DIN 5256 form C

ADVANTAGES:

- 30% higher endurance in comparison to convenient lock rings pliers
- with inserted tips
- for diameter 12 to 60mm

USAGE:

- for fitting circlips on bore holes

SKU	ID	DIM
629767	536/1PR	140 (12-25mm)
629768		180 (19-60mm)



NEW

LOCK RINGS PLIERS SET IN BAG

Set of 4 lock rings pliers, includes bent and straight pliers for internal and external lock rings. Easy to access and to work on smallest sizes of lock rings. Pliers conveniently stored in a bag.

- material: premium plus carbon steel
- drop forged, entirely hardened and tempered
- head polished
- surface finish: chrome plated according to ISO 1456:2009
- tips black finish
- handles plastic dipped
- made according to standard DIN 5254 form A

ADVANTAGES:

- 30% higher endurance in comparison to convenient lock rings pliers
- with inserted tips

USAGE:

- for fitting circlips on shafts

SKU	ID
629819	539/1PRCT



TORQUE WRENCH & ACCESSORIES



**MADE
FOR
WORK.**



CLICK TYPE TORQUE WRENCH

- reversible ratchet head
- Torque application: one-way, but always apply in direction specified on torque wrench handle
- ratchet operates in clockwise and anti-clockwise directions
- for tightening on right hand threaded bolts and nuts
- unmistakable signal when set torque is reached
- Default value for the recalibration interval is 12 month of use, or approximately 5.000 cycles!
- made according to standard ISO 6789
- dual scaled, Nm and Kgm

IMPORTANT!

- Do not use torque wrench for untightening!
- Torque tightens only in the direction showed on the key sticker! Sticker shows the proper direction of tightening!
- The default calibration interval of the torque wrench is 12 months or 5.000 measurements from the date of end user purchase.
- ALWAYS set the measuring mechanism to starting point, at the end of work.
- When the requested torque is reached, please do not tight any more.
- Torque wrench can be damaged, if manual instructions are not considered.

SKU	ID	DIM
615485	264	1/4" x 2 - 24
615486		3/8" x 5 - 110



ELECTRONIC TORQUE WRENCH

Torque wrench specially designed for work on bikes. Both versions in a size to best fit the intended use, precise and easy to use. Smaller version features 1/4" square drive and will allow you to work on even the most hidden bolts with low torque values. Bigger version features 1/2" square drive and will accept all our bottom bracket sockets, suspension top cap sockets and cassette lock rings without any adaptors.

- antislip handle
- target torque warning: buzzer + 2 LED lights
- operation mode: peak hold / track
- unit selection: N-m, in-lb, ft-lb, kg-cm
- gear teth: 60
- battery: 1xAAA (not included), compatible with rechargeable battery
- warranty: 10.000 cycle / one year
- auto power off after 5 min

SKU	ID	DIM	TORQUE	ACCURACY
627784	266B	1/4"	1-20Nm	CW: +/- 3% CCW: +/- 3%
627785		1/2"	4,3-85Nm	CW: +/- 3% CCW: +/- 3%



BITS AND SOCKETS SET

- Unior's bits and sockets set for bicycle service includes all the necessary items for the most common service on a bicycle.
- Smaller sockets and bits are 1/4" while the bigger ones are 3/8".
- To ensure the use of all of them on any of the ratchet or torque wrench size, the set also includes two convert adaptors - to use 1/4" on a 3/8" and the other way around.
- All items can be used on a ratchet or a torque wrench.
- All the items in the set are nicely arranged inside the SOS foam tray.

THE SET CONTAINS:

- Torx bits sizes 25, 27 and 30
- Hex bits sizes 3, 4, 5, 6, 8, 10
- Socket sizes 8, 9, 10, 11, 12, 13, 14, 15
- Adaptors 1/4" - 3/8" and 3/8" - 1/4"

SKU	ID
629380	1782



BOTTOM BRACKET TOOLS

MADE
FOR
WORK.



BOTTOM BRACKET SOCKETS

All models of bottom bracket sockets are precision CNC machined tools for installation and removal of different external bottom bracket cups. They are made of aluminum billet and anodized red for durable finish and precise fit, that won't damage aluminum external bottom bracket cups. 1/2" square drive makes it easy to use with torque wrenches, ratchets and fixed handles.

BB9000



SKU	ID
627619	1671.BB9000

BBR60



SKU	ID
627620	1671.BBR60

BSA30



SKU	ID
627621	1671.BSA30

MegaEVO



SKU	ID
627622	1671.MEvo

16 Notch



SKU	ID
627623	1671.16N

T47



SKU	ID
628495	1671.T47

E13



SKU	ID
629358	1671.E13

HOPE

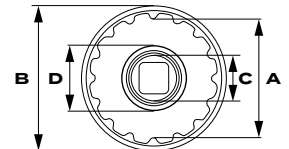


SKU	ID
629359	1671.HP

BOTTOM BRACKET		UNIOR TOOL							
MANUFACTURER	MODEL	BB9000	BBR60	BSA30	MegaEVO	16Notch	T47	E13	HOPE
Campagnolo	Fits most models					X			
Chris King	Fits most models					X			
Enduro	T47 with OD 52.2 mm						X		
Enduro	TorqueTite PF30 with OD 52.2 mm						X		
FSA	MegaEvo				X				
FSA	MegaEvo					X			
Praxis	T47*						X		
RaceFace	Cinch			X					
RaceFace	X-Type					X			
Rotor	BSA30			X					
Shimano	BBR60		X						
Shimano	Dura-Ace 9000	X							
Shimano	Hollowtech II					X			
Shimano	MT60		X						
Shimano	XTR BB93	X							
SRAM	DUB T47						X		
SRAM	DUB			X					
SRAM / Truvativ	GXP					X			
Zipp	Vuma			X					
Hawk Racing	BB3086			X					
Wheels Mfg	PF30				X				
Wheels Mfg	T47						X		
Hope	30 Threaded								X
E13	Threaded							X	

* 1671.T47 is not compatible with Praxis T47 GXP non drive side cup.

A = Notch diameter
 B = Socket diameter
 C = Guide diameter
 D = Guide adapter diameter



UNIOR BOTTOM BRACKET SOCKETS SPECIFICATIONS

TOOL	# NOTCHES	NOTCH DIAMETER	SOCKET DIAMETER	GUIDE DIAMETER	GUIDE ADAPTER DIA.
BSA 30	12	44,2	53	/	/
BBR 60	16	39	47	/	/
BB9000	16	39,4	45	/	/
MegaEVO	16	46,4	56	/	/
16 Notch	16	42,7	52	/	/
T 47	16	49	60	23,8	28,8
T 47	12	46,6	60	23,8	29,8*
E13	6	49,5	54,5	/	/
HOPE	16	47,6	55	/	/

* Adapter is exchangeable and can be used on both sides.

NEW

BOTTOM BRACKET WRENCH 12 NOTCH, 48MM

Bottom bracket wrench is used to install or remove Elvedes and other bracket cups with notch diameter of approximately 47.8. The 1/2" square on the body of the tool allows for the use of torque wrench.

- material: premium flex plus carbon steel
- surface finish: chrome plated according to ISO 1456:2009
- ergonomic heavy duty double component handle
- Substitute for Elvedes 2018086

SKU	ID
629620	1671.10/2DP



BOTTOM BRACKET WRENCH 12 NOTCH, 46,3MM

Bottom bracket wrench is used to install or remove external Praxis Works M30 external bottom bracket cups and all other bottom brackets with notch diameter of approximately 46.3. The 1/2" square on the body of the tool allows for the use of torque wrench.

- material: premium flex plus carbon steel
- surface finish: chrome plated according to ISO 1456:2009
- ergonomic heavy duty double component handle
- Substitute for Praxis Works wrench TP-0330

SKU	ID
629501	1671.9/2DP



BOTTOM BRACKET WRENCH 16 NOTCH

The wrench is used to remove and install Shimano® Hollowtech II, Campagnolo® Ultra-Torque and Power Torque, Race Face®, FSA®, SRAM®, Truvativ®, Chris King® bottom brackets as well as many and others. Small wrench is included for removal and installation of Shimano plastic bolts that are used on the Hollowtech II cranksets. The 1609/2BI wrench also fits on the external centerlock disc nut.

- material: premium flex plus carbon steel
- surface finish: chrome plated according to ISO 1456:2009
- ergonomic heavy duty double component handle

SKU	ID
624903	1609/2BI-US



BOTTOM BRACKET WRENCH BSA30

Wrench is used to install or remove BSA30 external cups. Can also be used with a 1/2" torque wrench.

Unior's BSA30 bottom bracket wrench works on the new BSA30 standard bottom brackets which you can find on Rotor®, DUB, Zipp® and RaceFace® systems.

- The tool has a professional double injected plastic handle, which enables strong grip and great comfort.

SKU	ID
628596	2620/2BI-US



OPEN BOTTOM BRACKET WRENCH 16 NOTCH

The open bottom bracket wrench is used to remove and install Shimano® Hollowtech II, Campagnolo® Ultra-Torque and Power Torque, Race Face®, FSA®, SRAM®, Truvativ®, Chris King® bottom brackets as well as many and others. The 1609/2HOBBY wrench also fits on the external centerlock disc nut.

- material: premium flex plus carbon steel
- surface finish: chrome plated according to ISO 1456:2009
- Tool also fits the disc brake rotor nuts with 16 external notches.

SKU	ID
624935	1609/2HOBBY-US



CARTRIDGE BOTTOM BRACKET WRENCH

- material: premium flex plus carbon steel
- ergonomic heavy duty double component handle
- It is composed of wrench, product no. 1671.1, screw with nut and handle.
- The double threaded screw enables you to use this tool for Shimano standard bottom brackets as well as for Shimano Octalink and Truvativ bottom brackets.

HOW TO USE THE TOOL:

This tool allows you to thread the wrench into the axle with the additional screw. This prevents the wrench from slipping and damaging the bottom bracket nut. Work is made easy by the 350 mm long handle with the two part ergonomic sleeve. The same procedure can be used for installation. The screw is 24 mm AF and is used with a 24 mm wrench or with a torque wrench. The handle can be taken down if necessary.

SKU	ID
624919	1671.8/2BI-US



NEW

BOTTOM BRACKET SOCKET RETAINING TOOL

The Bottom Bracket Socket Retaining Tool is designed for use with 1/2" drive aluminum bottom bracket sockets. It features a robust metal 1/2" adapter that securely engages with the bottom bracket socket. The adapter incorporates threads that accommodate a threaded rod equipped with a spring tension system. This system generates consistent tension, ensuring the bottom bracket socket remains fully engaged with the fitting on the bottom bracket cup.

By maintaining secure engagement, the tool enables easier installation and removal of bottom brackets with low-profile fittings, reducing the risk of slippage and potential damage.

- Compatible with all aluminum 1/2" bottom bracket sockets.
- Improves engagement of bottom bracket sockets with low-profile bottom bracket cups.

SKU	ID
629612	1671.RET



ADJUSTABLE CUP WRENCH, FOR OLDER BOTTOM BRACKET MODELS

The wrench is used for installing and removing of older bottom brackets. The wrench fits perfectly in the hand while the slim body and gap form enable quick and efficient installation and removal of older types of bottom brackets. The length of the wrench is 204 mm.

- material: premium flex plus carbon steel

SKU	ID
618414	1672/2



CAMPAGNOLO POWER AND ULTRA TORQUE FULL SET, ALSO FOR FULCRUM ULTRA TORQUE

This full set includes complete crank and bearing removal and installation tools for Campagnolo® and Fulcrum® Ultra Torque crank sets as well as for Campagnolo® Power Torque system.

SKU	ID
623207	1626A



CARTRIDGE BOTTOM BRACKET TOOL 20 TOOTH

- material: premium flex plus carbon steel
- For: Shimano®, ISIS®

HOW TO USE THE TOOL:

- Use it together with the Unior 1/2" ratchet 190.1ABI

SKU	ID
616068	1671.1/4



BOTTOM BRACKET AND BOSCH GEN. 3 & 4 LOCKRING TOOL, 8 NOTCH

- material: premium flex plus carbon steel
- 1/2" square drive makes it easy to use with ratchets, fixed handles and torque wrenches

COMPATIBLE WITH:

- Shimano Octalink® bottom brackets with outside notches, Bontrager® and Truvativ® ISIS Drive® type bottom brackets
- Bosch® Generation 3 and Generation 4 E-bike system front chainring locking

SKU	ID
616069	1671.2/4



BB90 REMOVAL TOOL

This tool is designed to remove the non-threaded bottom bracket bearings and cups of the BB90 bottom bracket system. It also supports other press fit standards with 24mm spindle, such as BB86, BB92, SRAM Press Fit GXP. The removal tool will pull the bearings & cup from the frame. Carefully insert the guide head of removal tool through the bottom bracket cup (marked green).

SKU	ID
623085	1625/2BB90



BB30 & DUB REMOVAL TOOL

The tool is designed to remove the non-threaded BB30 & Sram DUB bottom brackets from the frame. The tool safely pulls bottom bracket cups out of the frame without the use of a hammer. It features two interchangeable dedicated pullers, a 30mm puller for BB30 standard and 29 mm puller for Sram DUB press fit bottom brackets. When using the tool with a 30 mm puller, the tool is also compatible with many other bottom bracket standards using bearings with 30 mm internal diameter. The rubber O-ring on the tool ensure the safe usage of the tool keeps the frame getting scratched.

SKU	ID	DIM
626282	1625/2	140 (12-25mm)






CRANKSET TOOLS



MADE
FOR
WORK.



CRANK PULLER WITH HANDLE

The crank puller is used for removing Shimano Octalink and ISIS cranks as well as for standard square spindle cranks. A strong handle enables quick and easy use. The product enables optimal efficiency and is suitable for both professionals and home users.

SKU	ID
624918	1661.3/4DP-US



CRANK PULLER

The crank puller is designed to remove standard square spindle cranks. With help of the included adaptor other standards such as ISIS and Octalink cranks can also be removed.

- material: premium flex plus carbon steel
- drop forged, entirely hardened and tempered
- Surface finish: blacken

SKU	ID
615529	1661/4



TAPERED CRANK PULLER

This crank puller is used to remove cranks with damaged inner threads when the crank cannot be removed with a normal crank puller.

- material: premium flex plus carbon steel

SKU	ID
619707	1662/4



NEW

CRANK CAP TOOL FOR SRAM DUB

Dedicated tool designed to install and remove Sram DUB self-extracting caps. Pins on the tool engage with the holes on the crank cap, making it easy to install/remove the crank cap. The tool is compatible with all Sram DUB cranks.

- Designed to install and remove Sram DUB self-extracting caps.
- Compatible with all Sram DUB cranks.
- Precision-engineered with CNC machined premium flex plus carbon steel for superior durability and performance.
- Integrated 1/2" drive fitting ensures compatibility with our ratchet, fixed handle, and torque wrenches for convenient use.
- Flats on the outside diameter of the tool enable the tool to be mount in the vice or used with a 24 mm open end wrench.

SKU	ID
629619	1609.2DUB/5



CRANK CAP TOOL METAL

Tool is used for removal and installation of Shimano plastic bolts that are used on the Hollowtech II cranksets.

- Strong magnet in the back of the wrench, enables the tool to be stored on a convenient place.
- Tool can be used by hand or with help of wrench size 13 mm.



SKU	ID
623120	1609.1/2

CRANK CAP TOOL

Tool is used for removal and installation of Shimano plastic bolts that are used on the Hollowtech II cranksets.

The tool can be used by hand or with the 8 mm hex wrench.

- Works on Shimano Hollowtech II cranks.



SKU	ID
627017	1609.1

CHAINRING NUT WRENCH

The wrench is used for unscrewing and tightening of front chain ring nuts. The tightening starts with the broader part, and when the nut is sufficiently tightened, it finishes with the narrower part which is bent in order to enable more secure power transfer during the final tightening of the nut. When unscrewing the nut, the key is used in the reverse order.

- material: premium flex plus carbon steel
- surface finish: chrome plated according to ISO 1456:2009
- The dimension of the hexagonal key opening is SW10. It enables unscrewing and tightening of nuts of this dimension, while at the same time it can be used to hang the key.



SKU	ID
618415	1668/2

SHIMANO DIRECT MOUNT LOCKRING TOOL

Created to work with Shimano direct mount chainring lockrings from aluminum, carefully CNC'd to ensure a precise and accurate fit when removing and installing the lock ring. Red anodizing makes the tool easy to spot in a busy workshop and it's compatible with our 1725/CF Crow foot and 1/2" drive torque wrench for manufacturer specified fitting.

- Compatible with all Shimano direct mount style cranks series M9100, M8100, M7100 and M6100.
- Replacement for Shimano TL-FC41.
- Made from aluminum, CNC machined, red anodized.
- Being compatible with our 1725/CF Crowfoot and 1/2" drive torque wrench it's designed to work as specified by Shimano.

SKU	ID
626643	1723.SDL



RATCHET WRENCH

The ratcheting nut wrench is made for tightening and loosening nuts of 14 and 15 mm dimensions. Special pins prevent the loss of the socket.

- material: premium flex plus carbon steel
- ergonomic heavy duty double component handle
- 75 - teeth
- Interchangeable sockets: 14 mm and 15 mm

The design of the Unior ratcheting hub nut wrench enables working in hard to reach places. New shape enables higher torque, reduces physical effort and ensures a longer working life of the tool. Maximum torque is assured by the shape of the handle. The perfect ergonomic fit to the hand makes it easy and comfortable to work with.

SKU	ID	DIM
624942	1621/1BI-US	14 x 15



RATCHET WRENCH

The ratchet has an interchangeable HX8mm screwdriver socket and 14mm socket. Both are used for crank nuts.

- material: premium flex plus carbon steel
- 75 - teeth
- ergonomic heavy duty double component handle

SKU	ID	DIM
624943	1621/1ABI-US	14 x 8



E-BIKE TOOLS

MADE
FOR
WORK.



SCREWDRIVER SOCKET 1/2" WITH TX PLUS PROFILE

Used for the motor mounting bolts on Bosch Gen4 e-bike drives. It's important to use this Torx Plus T40 socket to prevent rounding of bolts that can happen when standard Torx profile is used.

- 1/2" Socket Torx Plus T40 for Bosch Gen4 motor units.
- Use with any 1/2" socket such as our Pro Socket Handle or torque wrench.

SKU	ID	DIM
629138	192/2TXP	IP 40



BOTTOM BRACKET AND BOSCH GEN. 3 & 4 LOCKRING TOOL, 8 NOTCH

- material: premium flex plus carbon steel
- 1/2" square drive makes it easy to use with ratchets, fixed handles and torque wrenches
- Compatible with:
 - Shimano Octalink® bottom brackets with outside notches, Bontrager® and Truvativ® ISIS Drive® type bottom brackets
 - Bosch® Generation 3 and Generation 4 E-bike system front chainring lockring

SKU	ID
616069	1671.2/4



SHIMANO STEPS LOCKRING TOOL

Designed for the installation and removal of chainring lockrings on Shimano Steps models E6100, E7000, E8000, E9000. CNC machined aluminum with our signature red anodizing means visually locating it is easy. Being compatible with our 1725/CF Crow foot and 1/2" drive torque wrench it's designed to be fitted as specified by Shimano.

- Works with Shimano Steps E6100, E7000, E8000, E9000, EP8 drive units.
- Replacement for Shimano TL-FC39.
- Made from aluminum, CNC machined, red anodized.
- Being compatible with our 1725/CF Crowfoot and 1/2" drive torque wrench it's designed to work as specified by Shimano.

SKU	ID
626644	1724.SSL



NEW

FAZUA RIDE 60 LOCKRING TOOL

Our Fazua Ride 60 Lockring Tool is expertly machined to ensure a precise fit when dealing with the intricate 16-notch chainring lockrings on Fazua Ride 60 drive units. This means you can trust it for accurate and hassle-free maintenance. We've given the tool a red anodized finish, not just for aesthetics but for practicality in a busy workshop. No more hunting for the right tool – its distinctive red color makes it easy to spot. This tool features an integrated 1/2" drive fitting, ensuring it works seamlessly with our ratchets, fixed handles, and torque wrenches.

- Designed for Fazua Ride 60 drive units.
- Made from durable aluminum through CNC machining.
- Red anodized finish for quick identification.
- 1/2" square drive makes it easy to use with torque wrenches, ratchets and fixed handles such as our Pro Socket Handle.

SKU	ID
629538	1724.FR60



BOSCH GEN 2 LOCKRING TOOL

- Designed for the installation and removal of chainring lockrings on Bosch® Gen 2 e-bike motors.
- Precision-engineered with CNC machined premium flex plus carbon steel for superior durability and performance.
- Integrated 1/2" drive fitting ensures compatibility with our ratchet, fixed handle, and torque wrenches for convenient use.
- Compatible with Bosch Active Line, Performance Line, and Performance Line CX from model year 2014 onwards, with a 50 mm locking outer diameter.
- This tool serves as a reliable replacement for the Bosch® 0275009003 tool.

SKU	ID
629466	1726.BL2



CROWFOOT OPEN END WRENCH

Fitting 32mm and 36mm flat sections this Crow foot is designed to drive different tools when used with 1/2" square drive torque wrench.

- Size 32 fits flats on 1724.SSL and 1723.SDM, to tighten components to the correct torque spec.
- Size 36 fits flats on 1671.E13, to tighten components to the correct torque spec.

IMPORTANT!

For proper torque readings the opening of the crow foot should be aligned perpendicular to the torque wrench.

SKU	ID	DIM
626645	1725/2CF	32
629360		36



PEDAL TOOLS



**MADE
FOR
WORK.**



SPEED PEDAL WRENCH

Crafted from premium flex chrome vanadium steel, the Speed Pedal Wrench offers exceptional durability and strength. The body is drop forged to ensure robustness and longevity, even under heavy use. Equipped with an ergonomic heavy-duty double-component handle, this wrench provides a comfortable and secure grip, minimizing hand fatigue and maximizing control.

With the Speed Pedal Wrench pedal removal or installation is easier than ever before. Available in hex sizes 8 and 6, this wrench covers the most common hex pedal install interfaces, ensuring compatibility with a wide range of pedals.

- Available in two sizes
- Made of premium flex chrome vanadium steel.
- Drop forged wrench body.
- entirely hardened and tempered
- surface finish: chrome plated to standard ISO 1456:2009
- ergonomic heavy duty double component handle
- made according to standard ISO 3315

SKU	ID	DIM
629453	1613S/1BI	6
629454		8



3 IN 1 PEDAL WRENCH

3-in-1 Pedal Wrench is a great tool for all your pedal maintenance needs. The compact design pedal wrench features open end wrench size 15 mm, hex 8 mm, and hex 6 mm bits, covering all the common pedal interfaces and ensuring compatibility with a wide range of pedals.

- Open end 15 mm, hex 8 mm & hex 6 mm
- Made from laser cut tool steel.
- Heat-treated for strength and durability.
- Plastic dipped handle for comfort.
- Small and light weight, perfect for use at home or on the go.

SKU	ID
629470	1620/2P



PRO PEDAL WRENCH

- material: premium flex plus carbon steel
- surface finish: chrome plated according to ISO 1456:2009
- drop forged, entirely hardened and tempered
- ergonomic heavy duty double component handle

HOW TO USE THE TOOL:

The professional pedal wrench has two 15 mm openings set at offset angles to easily remove pedals regardless of the pedal axle position. The design and finish ensures durability, strength and precision. The extra long handle provides the leverage to remove even the tightest pedals. Of course there is a bottle opener included for the most difficult workshop activity.

SKU	ID	DIM
624961	1613/2BI-US	15



PEDAL GENIE

- Pedal Genie is used as a substitute for pedals while adjusting derailleurs on a bicycle without pedals. It's especially useful for building new bikes that usually come without pedals.
- The tool features a strong double injected handle, which enables comfortable and efficient grip.
- The Pedal Genie comes with two adaptors that offer two different ways of use. Threaded version for more efficient work and a conical version for quick checks.
- Threaded part is designed to work on the drive-side crank only (9/16" x 20 tpi thread).

SKU	ID
627766	2650BI-US



PEDAL WRENCH

Laser cut from same tool steel as our Pro shop pedal wrench, heat treated for strength and durability. Pedal wrench features ergonomically shaped double dipped handle for comfort and enough leverage to loosen all the hard tighten pedals. 15 mm opening is laser cut with precision and perfect angle to help you loosen the pedals as easy as possible.

- Made from laser cut tool steel
- Heat-treated for strength and lasting performance
- Double dipped ergonomic handle for comfort
- 270mm of length for extra leverage
- Small and light weight, perfect for toolbox and traveling

SKU	ID
628518	1613/2DP-US



DOUBLE ENDED PEDAL WRENCH

- material: premium chrome vanadium steel
- surface finish: chrome plated according to ISO 1456:2009
- drop forged, entirely hardened and tempered

HOW TO USE THE TOOL:

Pedal wrench is intended for quick, simple end effective assembly and disassembly of the pedals. Extremely long and slim body as well as specially designed jaw enable perfect adaptability to the pedals. Higher speed and safety by screwing and unscrewing the pedals compared to the traditional open end wrench ensures comfortable working without damage.

SKU	ID	DIM
615011	1610/2	15 x 15





CRANK SAVER KIT

Crank Saver - Pedal thread repair and insert kit

No more problems with stripped pedal mounting threads on the cranks. With the help of our Crank Saver Kit you can repair stripped threads and save your beloved cranks.

First use reaming taps and create oversized 5/8" x 24 TPI threads in the crank arms. Thoroughly clean the threads, then apply thread locker to the insert and install it into the crank arm. Finally, thread the pedal into the insert.

KIT INCLUDES:

- Left and right reaming tap 5/8" x 24 TPI
- 10 pedal thread inserts for left crank arm
- 10 pedal thread inserts for right crank arm
- Kit comes in the metal box with cut out SOS foam trays, so each of the pieces will be always in the right place.

SKU	ID
626980	1695MB1-US



LEFT PEDAL REAMER AND TAP

- material: premium flex plus carbon steel
- Precise design and hardened to stay sharp. 1695.1AL is used for cutting new left threads before inserting left pedal thread inserts 1695.4A. Pedal tap 1695.1AL removes the old thread before making a new one, so no other tap is needed.

SKU	ID
616554	1695.1AL



RIGHT PEDAL REAMER AND TAP

- material: premium flex plus carbon steel
- Precise design and hardened to stay sharp. 1695.1AR is used for cutting new right threads before inserting right pedal thread inserts 1695.3A. Pedal tap 1695.1AR removes the old thread before making a new one, so no other tap is needed.

SKU	ID
616553	1695.1AR



RIGHT PEDAL THREAD INSERT 10 PIECES SET

- material: premium flex plus carbon steel
- Inner dimension: 9/16 x 20 TPI
- Outer dimension: 5/8 x 24 TPI
- Pedal thread inserts are used to replace damaged threads in cranks. They are used together with appropriate pedal taps and are available in 10 pcs sets.

SKU	ID	DIM
616551	1695.3A	5/8 x 24



LEFT PEDAL THREAD INSERT 10 PIECES SET

- material: premium flex plus carbon steel
- Inner dimension: 9/16 x 20 TPI
- Outer dimension: 5/8 x 24 TPI
- Pedal thread inserts are used to replace damaged threads in cranks. They are used together with appropriate pedal taps and are available in 10 pcs sets.

SKU	ID	DIM
616552	1695.4A	5/8L x 24



TAP HANDLE

Tap handle is used with pedal taps - 1695.1AR, 1695.1AL, 1695.1 and 1695.2.

- Long handles enables precise and easy use.

SKU	ID
624963	1695/4BI-US



CROWFOOT PEDAL WRENCH

Crowfoot is compatible with 1/2" torque wrenches and used to verify if pedals are tightened to correct specification. When used with 1/2" ratchet or fixed handle it can be also used as regular pedal wrench. Laser cut from tool steel and heat-treated for strength and durability.

SKU	ID	DIM
629071	1613/2CF	15



RIGHT PEDAL THREAD INSERT 10 PIECES SET

- material: premium flex plus carbon steel
- Inner dimension: M14 x 1,25
- Outer dimension: M16 x 1
- Pedal thread inserts are used to replace damaged threads in cranks. They are used together with appropriate pedal taps and are available in 10 pcs sets.

SKU	ID	DIM
616082	1695.3	/10



LEFT PEDAL THREAD INSERT 10 PIECES SET

- material: premium flex plus carbon steel
- Inner dimension: M14 x 1,25
- Outer dimension: M16 x 1
- Pedal thread inserts are used to replace damaged threads in cranks. They are used together with appropriate pedal taps and are available in 10 pcs sets.

SKU	ID	DIM
616083	1695.4	/10



PEDAL TAPS

- material: premium flex plus carbon steel
- Precise design and hardened to stay sharp. 1695.1 is used to restore existing pedal threads and is available in set (left and right).

SKU	ID	DIM
616080	1695.1	9/16 x 20 tpi



LEFT AND RIGHT REAMER AND TAP

- material: premium flex plus carbon steel
- Precise design and hardened to stay sharp. 1695.2 is used for cutting new threads before inserting pedal thread inserts 1695.3 or 1695.4 and is available comes in set (left and right).

SKU	ID	DIM
616081	1695.2	16 x 1



CHAIN TOOLS



**MADE
FOR
WORK.**



PRO CHAIN TOOL

- material: premium flex plus carbon steel
- ergonomic heavy duty double component handle
- also supports Campagnolo 11 speed chain

HOW TO USE THE TOOL:

The Screw type chain tool is intended for both professionals and enthusiast users. The simple tightening of the spindle fits the chain pin with perfect precision and with its ergonomic design it is easy to use.

SKU	ID
624900	1647/2ABI-US



CHAIN TOOL

- Designed for 5-11 speed chains
- Comfortable dipped handles

HOW TO USE THE TOOL:

The basic screw type chain tool is intended for home users. The simple tightening of the spindle fits the chain pin perfectly. The ergonomic design makes it precise and easy to use.

SKU	ID
624901	1647HOBBY/4P-US



MASTER CHAIN TOOL

The most advanced chain tool in our range. Featuring machined body & precisely made spindle threads for smoothness and ease of use. Large handle gives extra leverage and breaks the chain easily. Master Chain Tool features floating chain support for perfect positioning and support of any chain. Works with all derailleur chains from 6–12-speed, is compatible with SRAM AXS chain and works with 1/8" single speed chains. It also supports Campagnolo's 11- and 12-speed chain peening. Tool comes with three different interchangeable chain supports; preinstalled is a single link support, available are also a wider double link chain support for extra grip on the chain and a dedicated SRAM AXS chain support. Hidden compartment at the in body of the tool features an additional replacement chain pin.

COMES WITH:

- Long and short derailleur chain support (compatible with 6–12-speed derailleur chains)
- Dedicated SRAM AXS chain support
- Campagnolo chain pin blocker
- Replacement chain pin

COMPATIBLE WITH:

- All derailleur chains from 6–12-speed
- SRAM AXS flat top chain
- Most single speed 1/8" chains
- Campagnolo 11- and 12-speed chain peening

SKU	ID
628516	1647/2BBI-US



MINI CHAIN TOOL +

Our Mini Chain Tool + is ideal chain tool to take it with you out on the bike. Never mind the riding style or the drive train you use, this chain tool can cover anything from 5 to 11 speed and perform like our professional shop tools. Despite the small design, there is more it can do - its handle doubles in function as a valve core remover for schrader and presta valves.

SKU	ID
627100	1647/5MINI



MASTER LINK PLIERS

- Master link pliers are designed for installation and removal of the chain master links on most 6 – 13 speed derailleur chains, including Sram flat top chains.
- Laser cut and heat treated.
- Features dual-function jaws capable of both opening and closing master links.
- Compatible with 6 – 13 speed derailleur chains, including Sram flat top chains.
- Equipped with double-dipped handles for enhanced comfort.
- material: premium flex plus carbon steel
- surface finish: chrome plated to standard ISO 1456:2009

SKU	ID
624907	1720/2DP-US



CHAIN RIVET PLIERS

- material: premium flex plus carbon steel
- drop forged, entirely hardened and tempered
- surface finish: chrome plated according to ISO 1456:2009
- pin induction hardened
- double plastic dipped handles

The chain rivet pliers have been developed to enable both professional and home mechanics to work quickly and safely on bicycle chains. Higher functionality and practicality are the advantages of the chain rivet pliers and with this unique design less physical effort is required to extract the rivet from the chain. Jobs will be performed quickly and comfortably without damage to the rivet or chain plate. The ergonomic design enables single handed use.

PLIERS ARE NOT COMPATIBLE WITH CHAINS WITH ROLLER WIDTH 1/8" (3.3MM).

SKU	ID	DIM
624914	1640/1DP-US	240



CHAIN WEAR INDICATOR

- Made from precision, laser cut steel.

HOW TO USE THE TOOL:

A worn chain shifts poorly and causes undue damage to the sprockets. The tool is a "go, no go" gauge designed to accurately indicate when a chain is worn out.

IMPORTANT!

Measurement: from 0 to 0,6% - no chain wear. from 0,7 to 1,2% the chain is worn out and it is necessary to replace it.

SKU	ID
617171	1644/4



PRO CHAIN WEAR INDICATOR

HOW TO USE THE TOOL:

To alleviate poor shifting and uneven drive train wear, most manufacturers recommend chain replacement at or before 0,6% stretch. Now you can quickly and accurately determine the wear and stretch of any chain. Simply insert the chain checker's pins into two links, press the swing arm gauge tight, and then check the gauge window for an accurate reading.

SKU	ID	DIM
617170	1643/4	0-1,2



CHAIN WEAR INDICATOR

The perfect tool to keep your bike's drivetrain in top condition. Made from precision, laser-cut steel, this indicator precisely measures chain wear at levels where chain manufacturers commonly suggest replacing the chain (0.5% and 0.75%). The three-point tool design isolates pin wear from roller wear, ensuring accurate results. Use the QR code to watch the instruction video. It works on all 6-13 speed chains, including SRAM flat top chains. As a general rule, 11-13 speed chains should be replaced before or at 0.5% wear, while 6-10 speed chains should be replaced before or at 0.75% wear.

Staying on top of chain wear is important as a worn chain can cause poor shifting and wear out other drivetrain components.

- Made from precision, laser cut steel.
- Precisely measures 0.5% and 0.75% chain wear – wear levels where chain manufacturers most commonly suggest replacing the chain.
- Three point tool design isolates pin wear from roller wear
- Features QR code with video usage instructions
- Works on all 6 -13 speed chains, including Sram flat top chains.
- Refer to chain manufacturer replacement instructions.
- General rule for replacing the chain.
- 11– 13 speed chains – replace before or at 0.5% wear
- 6– 10 speed chains – replace at before or at 0.75% wear


SKU	ID
629344	1644/6



CASSETTE & FREEWHEEL TOOLS



MADE
FOR
WORK.



CASSETTE WRENCH

- material: premium flex plus carbon steel
- surface finish: chrome plated according to ISO 1456:2009
- ergonomic heavy duty double component handle
- Two configurations: one for 10/11/12t small-cog cassettes, one for 13/14t small-cog cassettes
- Ridges on the outside of the pins provide a secure grip on the cassette.
- Access hole allows for a cassette locking tool to fit.

HOW TO USE THE TOOL:

Modern replacement of the traditional chain whip

Pins on the tool engage with the smallest sprocket on the cassette and hold it in place, while the opening in the middle allows for easy access to the cassette locking.

Version for 11- & 12-tooth sprockets has longer pins on the "12t" side. This makes it fully compatible with cassettes where two smallest sprockets have 10 and 12 teeth. For removal of the sprocket, where the smallest sprocket has 10t, the tool reaches over it and engages with the next 12t sprocket.

SKU	ID	DIM
624931	1670/2BI-US	11/12
624967		13/14



CASSETTE WRENCH FOR SRAM X-RANGE

Modern replacement of the traditional chain whip. Pins on the tool engage with the smallest 10T sprocket on the cassette and hold it in place, while the opening in the middle allows for easy access to the cassette locking.

- material: premium flex plus carbon steel
- surface finish: chrome plated according to ISO 1456:2009
- ergonomic heavy duty double component handle
- Single sided, compatible only with Sram X-Range cassettes
- Ridges on the outside of the pins provide a secure grip on the cassette
- Access hole allows for a cassette locking tool to fit.

SKU	ID
629061	1670/2BI-AXS-US



CHAIN WHIP, SINGLESPEED

Thanks to its ergonomic shape and long double dipped handle for leverage, this chain whip will disassemble 1/8" fixed gear sprockets and single speed cassette sprockets with ease and without slippage. Magnet at the end of the chain helps with securing the chain to the sprocket and makes storage easier. Tool body features a lockring wrench for fixed gear sprocket lockrings. Made from laser cut tool steel and heat treated for strength and lasting performance.

- material: premium flex plus carbon steel
- surface finish: chrome plated according to ISO 1456:2009
- Magnet holds chain in place and makes the storage easier

SKU	ID
628902	1659/2DP-US



CHAIN WHIP, MULTISPEED

Thanks to its ergonomic shape and long double dipped handle for leverage, this chain whip will disassemble cassettes with ease and without slippage. Made from laser cut tool steel and heat treated for strength and lasting performance. The tool is designed to work with multi-speed cassettes from 6- to 12-speed, including SRAM X-range cassettes.

- material: premium flex plus carbon steel
- surface finish: chrome plated according to ISO 1456:2009
- double plastic dipped handles
- Magnet holds chain in place and makes the storage easier

SKU	ID
628904	1660/2DP-US



SPROCKET WEAR INDICATOR

- material: premium flex plus carbon steel
- surface finish: chrome plated according to ISO 1456:2009
- for HG and IG sprockets

HOW TO USE THE TOOL:

The sprocket wear indicator is used to determine the condition rear sprockets. It can be used to check 12 to 21 tooth sprockets. Procedure: The chain is put on the sprocket and the tool placed with its round end between two teeth on the upper sprocket side. The last chain link is moved away from the sprocket and a force of 100 N or 10 kg is applied to the tool in the direction of sprocket rotation. Now the last chain link is moved towards the sprocket. If it skips easily to the cog the sprocket is in a good condition and will function flawlessly even with a new chain. However, if the last chain link gets stuck on the tip of the neighbouring tooth or if we have to force it to skip on the cog, the sprocket is worn out and should be replaced. In case the chain falls off the cog when applying force, the sprocket is heavily worn out and a replacement is overdue.

SKU	ID
629230	1658/2P



UNIVERSAL FREEWHEEL REMOVER

HOW TO USE THE TOOL:

With Unior's 1722/2BI you can firmly grab the complete sprocket from two sides, turn the spindle and fix firmly. The spindle and the side bushings on the tool create a strong grip. By turning the tool counter clockwise you can unscrew the sprocket.

SKU	ID
624937	1722/2BI-US



CASSETTE LOCKRING WRENCH WITH GUIDE

Wrench for rear sprocket with handle is used for Shimano®, SRAM®, Sun Race®, Suntour® and other cassette sprockets, like the key nr. 1670.7. Fixed handle enables easier use because no additional tools for gripping the key are necessary. The two-component sleeve on the handle fits the hand exactly and enables a perfect grip of the key.

SKU	ID
624932	1670.8/2BI-US



FREEWHEEL REMOVAL TOOL

- For: Shimano®, SRAM® and Sachs Aris®, Sun Race®

HOW TO USE THE TOOL:

Use the freewheel remover together with the Unior 1/2" ratchet 190.1ABI

SKU	ID
616062	1670.1/4



CASSETTE LOCKRING TOOL

- Shimano®, SRAM®, Sun Tour®, Chris King® and Sun Race® and others.

HOW TO USE THE TOOL:

Use the freewheel remover together with the Unior 1/2" ratchet 190.1ABI

SKU	ID
616065	1670.5/4



CAMPAGNOLO CASSETTE LOCKRING TOOL

- The freewheel remover is used for removing an assembling Campagnolo® freewheels.

HOW TO USE THE TOOL:

Use the freewheel remover together with the Unior 1/2" ratchet 190.1ABI

SKU	ID
616707	1670.4/4



FREEWHEEL REMOVER SUNTOUR®

- For: Suntour®

SKU	ID
616063	1670.2/4



FREEWHEEL REMOVER FOR BMX®

- Freewheel BMX®

SKU	ID
616066	1670.6/4



FREEWHEEL REMOVER SUNTOUR®

- For: Suntour®

SKU	ID
616064	1670.3/4



CASSETTE LOCKRING WITH GUIDE PIN

- Cassette locking tool with guide

SKU	ID
616067	1670.7/4



CASSETTE LOCKRING TOOL WITH 12MM GUIDE PIN

- Tool is used to remove and install cassette on hubs with 12 mm through axle.

SKU	ID
625615	1670.9/4



PRO SOCKET HANDLE

- material: premium flex chrome vanadium steel
- body drop forged
- entirely hardened and tempered
- surface finish: chrome plated to standard ISO 1456:2009
- ergonomic heavy duty double component handle

Pro Socket Handle is not just another tool from our general tool program. It has been developed purposefully for our bike program. It is light, compact, extremely durable and features double component ergonomic handle. Designed to work with our cassette lock ring tools, flat sockets for suspension service and many more.

SKU	ID
627085	190.8/2BI-US

1/2"



2 IN 1 POCKET SPOKE AND CASSETTE LOCKRING TOOL

- material: premium flex plus carbon steel
- surface finish: blacken to standard DIN 50938
- The wrench is the basic working tool for cyclists extended tours.

HOW TO USE THE TOOL:

To change broken spokes on the right side of the rear wheel, the cassette has to be removed first.

Firstly remove the rear wheel, than fit the tool onto the freewheel nut.

Replace the rear wheel, so that the square edge of the tool presses to the frame or derailleur hanger. After that, push the pedals in the forward direction and loosen the freewheel nut. Remove the cassette and replace the broken spoke. In order to prevent the possibility that the paint on the bicycle frame is damaged, a protective plastic plate should be inserted between the key and the frame.

SKU	ID
616758	1669/4



BRAKE TOOLS



**MADE
FOR
WORK.**



NEW

DISC BRAKE ROTOR LOCKRING WRENCH

Designed purposely to work with disc brake centerlock lockring with outside profile. Straight handle double dipped handle, thin wrench profile and tight fit will help untight even the most stubborn lockrings without the wrench slipping of the lockring.

- Thin wrench profile and tight fit.
- Made from laser cut tool steel.
- Heat-treated for strength and lasting performance.
- Double dipped ergonomic handle for comfort.

SKU	ID
629613	1727/2DP



DISC BRAKE PISTON SPREADER

The conically shaped tip of the tool is designed to slide between the pads inside the caliper and spread the pads by pushing pistons back into the caliper. Tool is bend under 30° for easier access to the caliper and features a double dipped handle for comfort.

- Made from laser cut tool steel
- Heat-treated for strength and lasting performance
- Double dipped ergonomic handle for comfort

SKU	ID
626335	1750/2DP-US



BRAKE TOOLS

2-IN-1 DISC BRAKE TOOL

- material: premium flex plus carbon steel
- surface finish: chrome plated according to ISO 1456:2009

Unique design of this tool combines two tools in one – standard disc brake pad spreader and rotor truing fork. The slot allows you to true the rotor back in place and save you thumbs from getting cut on the sharp edges of the rotor. The conically shaped tip of the tool is designed to slide between the pads inside the caliper and spread the pads, pushing pistons back in to the caliper. 2-in-1 Disc Brake Tool is the tool to have at hand in any home garage, when out riding or traveling.

WARNING: ALWAYS MAKE SURE DISC CALIPERS AND DISC ROTOR HAVE COOLED DOWN BEFORE YOU START WORKING ON THEM.

SKU	ID
627087	1757/2DP-US



ROTOR TRUING FORK

- material: premium flex plus carbon steel
- surface finish: chrome plated according to ISO 1456:2009

The tool is designed to repair minor damage on brake rotors. It features two different slot depths to choose from.

SKU	ID
624905	1666/2DP-US



BOTTOM BRACKET WRENCH 16 NOTCH

- material: premium flex plus carbon steel
- surface finish: chrome plated according to ISO 1456:2009
- ergonomic heavy duty double component handle

SKU	ID
624903	1609/2BI-US



FLARE NUT WRENCH

Introducing the Flare Nut Wrench. This double-sided wrench features a 7mm and 8mm opening on each side, making it versatile and suitable for a wide range of brake systems. The five-sided head holds the nut on five sides, spreading the force evenly and preventing damage to the fasteners. This wrench is specifically designed to be used on any hydraulic brake system, including compression hydraulic hose nuts and bleed nipples. Its low-profile design allows for easy access to fittings in tight spaces. Additionally, the Flare Nut Wrench can be used as a standalone tool or in combination with a torque wrench via its built-in 1/4" square drive.

- Double sided wrench with 7 and 8mm opening,
- Each side features five sided flare wrench head that holds the nut on five sides and spreads the force evenly, preventing damaging the fasteners.
- Designed to be used on any hydraulic brake system - to be used with compression hydraulic hose nuts and bleed nipples.
- Low profile design for easier access to the fitting in tight spaces
- Designed to work as a standalone wrench or be used as a crow foot in combination with torque wrench via 1/4" built in square drive.

SKU	ID	DIM
629365	1760/2	7x8



FRAME & FORK TOOLS



**MADE
FOR
WORK.**



UPDATED

HANGER GENIE 2.0 - HANGER ALIGNMENT TOOL

Introducing the Hanger Genie 2.0, the next generation of the original Hanger Genie, now with improved performance. With improved tolerance and a new welded head design featuring a sealed bearing thread-in axle, the Hanger Genie 2.0 is the ultimate tool for re-aligning rear derailleur hangers and ensuring precise gear shifting.

- The Hanger Genie 2.0 screws directly into rear derailleur hanger threads and features a precise measuring gauge that locks in place, ensuring you don't lose your measurement as you adjust the tool against the wheel in various positions. The rotating bottom part of the tool allows for easy clearance around the frame, making it an essential tool for any bike maintenance kit.
- Compact, foldable and highly accurate tool.
- Fits the bikes with the most common wheel sizes, including 26", 27.5"/650B, and 29"/700.
- Rotating Bottom Part for easy cleanse of the frame and accessories, allowing for seamless work around the wheel.
- Lockable measuring gauge, securely lock measurements in place to maintain accuracy while repositioning.
- Extended thread-in axle, providing additional clearance, perfect for full suspension frames.
- Sealed bearing ensures smooth operation of the thread-in axle and longevity.
- Handy gauge storage clips keep your measuring gauge conveniently stored and protected.



SKU	ID
629818	1602/5

BOTTOM BRACKET TAPPING TOOLS - BSA

Ideal tool for fixing bottom bracket threads on the frame or removes excess paint or dirt from threads

- Magnetic handle eases assembly of the tool
- ergonomic heavy duty double component handle
- BSA standard - left & right thread tap 1.3/8 × 24 TPI

THE SET CONTAINS:

- Reamer's magnetic handle 1695.1/4BI or 1695.1/4BIUS
- Reamer holder for 1697.2/4
- Left & right tap BSA 1.3/8 × 24 TPI

SKU	ID
626475	1697-US



BOTTOM BRACKET TAPPING TOOLS, ITAL

Ideal tool for fixing bottom bracket threads on the frame or removes excess paint or dirt from threads

- Magnetic handle eases assembly of the tool
- ergonomic heavy duty double component handle
- ITA standard – two thread taps M36 × 24 TPI

THE SET CONTAINS:

- Reamer's magnetic handle 1695.1/4BI or 1695.1/4BIUS
- Reamer holder for 1698.2/4
- Two ITAL thread taps M36 × 24 TPI

SKU	ID
626473	1698-US



ADAPTOR FOR TAP BSA

Adaptor is compatible with taps BSA 1697.1 and magnetic handle 1695/4BI for reamers and taps. Slot on the top of the adaptor enables quick and easy assembly of the tool together with the handle for reamers and taps 1695/4BI.

SKU	ID
626467	1697.2/4



ADAPTOR FOR TAP ITAL

Adaptor is compatible with taps ITAL 1698.1 and magnetic handle 1695/4BI for reamers and taps. Slot on the top of the adaptor enables quick and easy assembly of the tool together with the handle for reamers and taps 1694/4BI.

SKU	ID
626466	1698.2/4



SET OF ADAPTORS AND TAPS BSA

Set is compatible with magnetic handle 1695/4BI for reamers and taps.

THE SET CONTAINS:

- 2 adaptors for taps BSA
- Left & right tap BSA 1.3/8 × 24 TPI

SKU	ID
626487	1697.3



SET OF ADAPTORS AND TAPS ITAL

Set is compatible with magnetic handle 1695/4BI for reamers and taps.

THE SET CONTAINS:

- 2 adaptors for taps ITAL
- 2 taps ITAL 36 × 24 TPI

SKU	ID
626486	1698.3



TAPS BSA

- material: premium plus carbon steel
- Left and right taps available in set for article 1697.
- Set of taps L & R BSA 1.3/8 x 24 TPI

SKU	ID	DIM
617310	1697.1	1.3/8x24tpi (BSA)



TAPS ITAL

- material: premium plus carbon steel
- Left and right taps available in set for product no. 1698.
- Set of 2 taps ITAL 36 x 24 TPI

SKU	ID	DIM
617590	1698.1	36x24tpi (ITAL)



HEAD TUBE REAMER 1.1/8"

Frame preparation is the key to the perfect alignment and ultimate performance of your headset. Get the perfect fit of the headset with the edging of the head tube. With this tool, you can also remove the excess of the paint or repair the damaged head tube.

THE SET CONTAINS:

- Reamer's magnetic handle 1695.1/4BI or 1695.1/4BIUS
- Reamer frame for head tube 1694.2/4
- Cone guide
- Head tube reamer for 1694 – 1.1/8
- compression spring and nut

SKU	ID
626480	1694-US



BRACKET SHELL FACING TOOL - BSA AND ITAL

- Easy to use
- Tool is used to restore or prepare the surface of bottom bracket shell
- Magnetic handle eases assembly of the tool
- ergonomic heavy duty double component handle
- Precision manufactured tool
- Reamer frame guide BSA 1699.4BSA with tool 1699.5/4P

THE SET CONTAINS:

- Reamer's magnetic handle 1695.1/4BI or 1695.1/4BIUS
- Reamer body 1699.2/4
- Reamer 1699.1
- Reamer frame guide BSA 1699.4BSA with tool 1699.5/4P

OPTION

- Reamer frame guide ITA 1699.4ITA

SKU	ID
626477	1699-US



BOTTOM BRACKET REAMER

- material: premium plus carbon steel
- compatible with BSA & ITAL standard

SKU	ID	DIM
617592	1699.1	44mm



HEAD TUBE REAMER

- material: premium plus carbon steel
- reamer for head tube with diameter 1.1/8"

SKU	ID	DIM
617824	1694.1	1.1/8"



BOTTOM BRACKET FACING TOOL GUIDE BSA

- Guide ensures precise centering of the bottom bracket reamer.
- Threads into the frame with the wrench for guide 1699.5/4P.

SKU	ID
626470	1699.4BSA



BOTTOM BRACKET FACING TOOL GUIDE ITAL

- Guide ensures precise centering of the bottom bracket reamer.
- Threads into the frame with the wrench for guide 1699.5/4P.

SKU	ID
626469	1699.4ITA



BOTTOM BRACKET REAMER TOOL FRAME BSA & ITA

Tool frame is compatible with bottom bracket reamer 1699.1 and magnetic handle for reamers and taps 1695/4BI. Slot on the top of the adaptor enables quick and easy assembly of the tool together with the handle for reamers and taps 1694/4BI.

SKU	ID
626468	1699.2/4



HEAD TUBE FACING TOOL FRAME

Reamer frame is compatible with reamer 1694.1 and magnetic handle for reamers and taps 1695/4BI. Slot on the top of the adaptor enables quick and easy assembly of the tool together with the handle for reamers and taps 1694/4BI.

SKU	ID
626463	1694.2/4



WRENCH FOR BOTTOM BRACKET FACING TOOL GUIDE BSA & ITA

Wrench is used to thread bottom bracket facing tool into the frame and is compatible with BSA & ITAL guides. The handle of the wrench is plastic dipped for comfort.

SKU	ID
626471	1699.5/4P



GUIDE FOR TAPS 1697.1 AND 1698.1

Guide threads into adaptor to hold taps in place and centers the tool during usage. Guide is compatible with both 1697.1 and 1698.1 taps and 1697.2/4 and 1698.2/4 adaptors. It consists of male and female part with a precise fit.

SKU	ID
627325	1697.4



HANDLE FOR REAMERS & TAPS

Handle is ergonomically shaped and made of heavy duty two component material. Its specialty is the magnetic tooth, which enables quick and easy assembly of the tool and at the same time allows you to use a single handle on several different tools.

HANDLE IS COMPATIBLE WITH:

- Bottom bracket tapping tool BSA 1697-US
- Bottom bracket tapping tool ITAL 1698-US
- Bottom bracket facing tool BSA & ITAL 1699-US
- Head tube facing tool 1694-US
- Set of adaptors and taps BSA 1697.3
- Adaptor for tap BSA 1697.2/4
- Set of adaptors and taps ITAL 1698.3
- Adaptor for tap ITAL 1698.2/4
- Bottom bracket reamer tool frame BSA & ITA 1699.2/4
- Head tube facing tool frame 1694.2/4

SKU	ID
626465	1695.1/4BI-US




HEADSET PRESS

This tool accurately presses headset cups 1", 1-1/8", 1-1/4" and 1-1/2" into head tubes. In addition it has a longer spindle for BMX headsets with larger tubing. This precision made tool enables work without damage.

- material: premium flex plus carbon steel

SKU	ID	DIM
616290	1680/4	1" x 1.1/8" x 1.1/4" x 1.1/2"



HEAD SET CUP REMOVER

The head set cup remover makes removal of cups 1", 1-1/8" and 1-1/4" from the frame easy

- material: premium flex plus carbon steel
- surface finish: blacken to standard DIN 50938

SKU	ID	DIM
616291	1681/4	1" x 1.1/8" x 1.1/4"



HEAD SET CUP REMOVER

Suitable to remove PressFit 30 (PF30) bottom bracket cups. PF30 bottom bracket cups are pressed in to the frame the same way as the head tube cups and have the same internal diameter.

- material: premium flex plus carbon steel
- surface finish: blacken to standard DIN 50938
- The head set cup remover makes removal of cups 1-1/4" and 1-1/2" from the frame quick and easy

SKU	ID	DIM
619705	1681.1/4	1.1/4" x 1.1/2"



CROWN RACE SETTER

The tool is used for installation of the crown race to a steerer tube of the fork. Tool consists of the tool body and interchangeable adapters in dimensions 1", 1.1/4", 1.1/8" & 1.1/2", which are to be used accordingly to the steerer tube's seat dimension. Adapters are designed to make crown race installation safe and not to damage the components. The tool is compatible with steerer tubes with length up to 380 mm.

- The tool is used in the combination with the hammer; we recommend Unior's Dead Blow Hammer 819A.
- material: premium plus carbon steel
- surface finish of tube: zinc plated according to ISO 2081 Fe/Zn8/B, inserts blacken to standard DIN 50938
- Dimension: 1", 1.1/4", 1.1/8", 1.1/2"
- Compatible with steerer tubes with maximum length of 380 mm
- Lifetime warranty
- Made in Europe.

SKU	ID
626268	1683/5A



CROWN RACE PULLER

- material: premium flex plus carbon steel
- surface finish: blacken to standard DIN 50938

HOW TO USE THE TOOL:

The puller is a tool for quickly and precisely removing the headset crown race from 1", 1-1/8", 1-1/2" or 1-1/4" suspension or rigid front fork. To use, place the puller bush onto the front fork race and fix it by turning the nut. Turn the spindle attached to the steering column to pull the crown race from the fork. The product enables efficient race removal without the use of a hammer. It is intended for both professionals and enthusiasts.

SKU	ID
626270	1614/4BI-US



STAR NUT SETTER

- material: premium plus carbon steel
- surface finish: blacken to standard DIN 50938

SKU	ID	DIM
616292	1682/4	1" - 1.1/8"



STAR NUT GUIDE

- material: premium flex plus carbon steel
- surface finish: phosphated to standard ISO 9717

SKU	ID	DIM
619618	1682.1/4	1", 1.1/8"



STEERER TUBE CUTTING GUIDE

- material: premium flex plus carbon steel
- for dimensions: 1", 1-1/4", 1-1/8", 1-1/2"
- The 1604/2PLUS enables mounting of the measuring gauge item 1604.1/2PLUS, which enables fast and precise determination of steering tube length desired after the cut.

HOW TO USE THE TOOL:

When the steering tube on a new fork is longer than necessary, it needs to be shortened to the correct length. The cutting guide enables an even and precise cut of the steerer tube with dimensions 1", 1-1/4", 1-1/8", 1-1/2". Clamp the fork into the cutting rail, the cut must be positioned exactly on the opening of the guide itself. Lightly tighten the screw. Install the cutting guide along with the fixed fork to the vice on the work bench. Saw the steering tube by means of a saw (product no. 750) through the opening in the guide. The compact and precision housing, made in a compact does not leave scratches on the steering tube.

SKU	ID	DIM
623417	1604/2PLUS	1" x 1.1/8" x 1.1/4" x 1.1/2"



TUBE CUTTER

Designed to be an easy to use and effective way of cutting tubes. Simply place the cutter and engage the cutting wheel at your desired position, rotate tool around the tube while adjusting the cutting wheel using the ergonomic knob.

- instant wheel change
- ergonomic knob
- 4 rollers for a better fastening of the tube and smooth operation
- spare cutting wheel in handle
- possible individual use of burr NOGA removal tool
- steel threaded insert for longer life span

USAGE:

- for cutting cooper, aluminium, inox and steel tube of maximum thickness till 2mm

SKU	ID	DIM
626187	360/6A	3-35



INTERNAL - EXTERNAL REAMER

Create a professional and burr free finish on cut tubes. After cutting, simply place the reamer over the tube end and twist until burrs are removed.

- removes burrs on interior and exterior tube edges
- plastic housing with ribbed surface for grip
- cutting blades from special tool steel, oil hardened

SKU	ID
626249	363A



FRAME TAPS

- material: premium plus carbon steel
- Its function is to restore rusted or restore damaged threads. Available in three different thread sizes.
- The finish prevents external damage.
- M10 - frame tap for derailleur hanger (616079) M5 - frame tap for water bottle, fender, rack bosses (616078) M3 - frame tap for rear wheel dropout alignment screws (616077)

SKU	ID	DIM
616077	1695	3
616078		5
616079		10 x 1



BEARING TOOLS



MADE
FOR
WORK.



UNIVERSAL BEARING PRESS

- Unior's 1721 universal bearing press set enables installation of bearings on most of the frames and components.
- Set includes spindle with two threaded handles, adaptors for following standard bearings: 608, 1526, 6000, 6001, 6802, 6803, 6804, 6805, 6900, 6901, 6902, 6903, R6, 28x17 (Hope), BB30, all Press-fit standards and two different sized plastic coated adaptors, to protect carbon surfaces during bearing installation.
- One of the threaded handles includes a quick release system for quick and easy use.
- All items are organized in a compact two layer SOS foam storage box.

SKU	ID
623301	1721



BOTTOM BRACKET BEARING PRESS KIT

Press-fit bottom brackets require an accurate fit to provide consistent, long lasting and creak free performance. The bottom bracket bearing press kit is here to help. Complete with drifts for the most common standards and packaged for ease of use this will help streamline bottom bracket removal and replacement.

- Bottom bracket specific bearing press kit.
- Include drifts for all most common press fit and BB30 bottom bracket standards – Sram DUB, BB30, BB86/BB92.
- Organised storage in a plastic case with a laser-cut SOS foam tray
- Threaded handle includes a quick release system for quick and easy use.

SKU	ID
629167	1721BB



INNER BEARING PULLER

- material: premium chrome vanadium steel
- drop forged, entirely hardened and tempered
- surface finish: zinc plated according to ISO 2081:2018 (E)
- ergonomic heavy duty double component handle

ADVANTAGES:

- Set includes 6 pcs of arm for inner bearing dimensions 6.5-8,10-12, 12-15, 17-20, 22-28, 30-36

USAGE:

- It is used for pulling different types of bearings. The bearing is gripped from the inside side and pulled out.
- the bearing is extract with a 1 kg weight

SKU	ID
626629	689/5BI-US



SUSPENSION TOOLS

 UNION
1702
832
NOB

RC3 / 27.5"
MODEL

MADE
FOR
WORK.



SUSPENSION SERVICE SET

Suspension service set includes the most common tools for servicing suspension forks and shocks, all nicely arranged in a SOS tool tray and stored in a compact box.

THE SET CONTAINS:

- Bushing extractor set sizes 12 mm and 12.7 mm
- Fork seal driver tool for fork sliders sizes 30, 32, 34, 35, 36, 37, 38 and 40 mm
- Hex wrenches sizes 3/64", 1/16", 1.5, 2, 2.5 and 3
- 1/2" sockets sizes 10, 15, 26, 27, 28, 30 and 32
- 1/2" reversible ratchet
- 1/4" socket size 5
- 1/4" swivel handle
- Suspension wrench with strap
- Waterpump box joint pliers
- Awl with round, double bent blade

SKU	ID
628959	1704-US



FORK SEAL DRIVER TOOL SET

Set features dust seal drivers in size 30, 32, 34, 35, 36, 37, 38 and 40.

Fork seal driver tool is specially designed for dust seal installation on the suspension forks. The drivers are designed to use the forks bushing as a guide, eliminating crooked seal installation, and ensuring perfect fit of the seal. The tool is made from reinforced plastic and does not damage the seal or the fork housing during the installation. Available in different sizes, each of them corresponding to specific stanchion diameter, and is compatible with both flangeless and flanged seals, making them compatible with most modern forks.

Better compatibility is the biggest virtue of the newest version of this tool, but it also has laser engraved logos & spec, which will stay clearly visible for extended period of time.

SKU	ID	DIM
629075	1702-SET	30-40/8



FORK SEAL DRIVER TOOL

Fork seal driver tool is specially designed for dust seal installation on the suspension forks. The drivers are designed to use the forks bushing as a guide, eliminating crooked seal installation, and ensuring perfect fit of the seal. The tool is made from reinforced plastic and does not damage the seal or the fork housing during the installation. Available in different sizes, each of them corresponding to specific stanchion diameter, and is compatible with both flangeless and flanged seals, making them compatible with most modern forks.

Better compatibility is the biggest virtue of the newest version of this tool, but it also has laser engraved logos & spec, which will stay clearly visible for extended period of time.

SKU	ID	DIM
627753	1702	30
627754		32
627755		34
627756		35
627757		36
629034		37
629035		38
627758		40



FLAT WRENCH FOR SUSPENSION SERVICE

Wrench is used to remove and install IFP reservoir on RockShox Super Deluxe shocks and RockShox Vivid Air shocks. It features double dipped handle for comfort, with the right leverage to prevent overtightening of the reservoir. Crowfoot allows the use of 1/2" torque wrench for more precise work. Made from laser cut tool steel and heat-treated for strength and lasting performance.

SKU	ID
629073	1706/2DP-US



NEW

SUSPENSION TOP CAP SOCKET

Unior suspension top cap sockets are precision CNC-machined tools designed for the installation and removal of various low-profile hex-shaped top caps on suspension forks. Entirely machined from aluminum billet and anodized red for a durable finish and precise fit, these sockets ensure that top caps are not damaged during installation or removal. The sockets are designed without a chamfer to enable a tight fit and prevent part damage. Their short height prevents the socket from coming off low top cap profiles during wrenching and the 1/2" square drive makes them easy to use with torque wrenches, ratchets, and fixed handles.

- Made from aluminum, CNC machined, and red anodized.
- No chamfer socket design for an improved fit with the low top cap profile.
- Short socket design to reduce the socket coming off the top caps during wrenching
- 1/2" square drive makes it easy to use with torque wrenches, ratchets and fixed handles such as our Pro Socket Handle.

SKU	ID	DIM
629822	1783	23
629823		24
629824		26
629825		27
629826		28
629827		30
629828		32



SUSPENSION WRENCH WITH STRAP

- material: premium chrome vanadium steel
- drop forged, entirely hardened and tempered
- surface finish: chrome plated according to ISO 1456:2009
- Tool has a double plastic dipped handle for great comfort.

USAGE:

Tool is used for servicing bicycle suspension. With its smooth rubberized strap you can grab any kind of smooth and sensitive surface, like shock or fork sliders.

SKU	ID
625105	1705/2DP-US



SHOCK BUSHING EXTRACTOR SET

- Tool is used for removing old bushings from the rear shock.
- With use of this tool and a vice, removal of the bushing is incredibly easy.
- Tool supports bushings removal with diameter 12 mm and diameter 12,7 mm.

SKU	ID	DIM
623006	1701/5	12 - 12,7



AWL SET

SKU	ID
617777	639PB

INDIVIDUAL SIZES:

617773	639A
617774	639B
617775	639C
617776	639D





WHEEL TOOLS



**MADE
FOR
WORK.**



MASTER WHEEL BUILDING KIT

This comprehensive wheel building kit contains every tool a professional or home mechanic might need to build a wheel from components to finished item and keep wheels straight and true. Includes 19 wheel specific tools in a workshop friendly storage box with pre-cut foam inlays

- Manufactured with high quality carbon steel to ensure minimal wear to tools and wheel components being worked on.
- Includes tools compatible with the most common nipple and spoke types.
- The Nipple Insertion Tool makes seating nipples through double wall rims quick and easy.
- Compact two layer foam storage box.

KIT INCLUDES THE FOLLOWING TOOLS:

- Speed nipple bit 2.5 mm
- Speed nipple bit 1.5 mm
- DT Swiss® SQUORX nipple tool
- Inverted square nipple driver
- Spoke nipple driver
- Spoke nipple insertion tool
- Mavic R-sys nipple wrench
- Spoke wrench, Mavic
- Spoke, bearing and cotter gauge
- Spoke wrench sizes TX20, 3.23, 3.30, 3.45, 4.0, 4.3, 4.4, 5.0, 5.5 mm
- Socket wrench 5.5
- Flat spoke holder
- Straight Pull Spoke Pliers



SKU	ID
629377	1754

NEW

SPOKE NIPPLE SHUFFLER

Spoke nipple shuffler is the ultimate solution for streamlining the wheel building process. Simply dump your spoke nipples into the spoke nipple shuffler and give it a gentle shake, in no time, the spoke nipples will be perfectly organized and ready for easy pickup using our specialized Nipple insertion tool. Our Spoke Nipple Shuffler is designed to simplify the way of handling spoke nipples, making wheel building faster and more efficient than ever before. With adjustable grid positioning, our spoke nipple shuffler is compatible with a wide range of spoke nipple sizes, providing versatility and convenience for wheel builders of all kinds.

- Made from laser cut tool steel.
- Compatible with most spoke nipples with a body width ranging from 3.8 mm to 5.5 mm.
- Adjustable grid positioning
- Time saving wheel building tool

SKU	ID
629543	1761



UPDATED

ROUND SPOKE WRENCH

Designed with precision and convenience in mind, our round spoke wrench is the perfect companion for home mechanics and everyone who wants to pack light.

Flat profile for easy spoke tension adjustment and ergonomic shape, along with 8 different spoke nipple sizes, makes this a go to tool for every enthusiast. Sizes ranging from 3.3 to 5.5, including 3.45, 3.7, 4.0, 4.2, 4.4 and 5.0 this wrench ensures compatibility with variety of spoke nipples.

Flat profile of our spoke wrench ensures easy adjustment of spoke tension, allowing you to fine tune your bike wheels, without struggling with awkward angles. Ergonomic shape makes round spoke wrench easy to use and pick up from flat surface. Compact design makes it perfect to fit in to pocket, toolkit or saddle bag.

- Flat profile for easy adjustment of spoke tension.
- Ergonomic shape
- Perfect for home mechanics or those who want to pack light.
- Die cast zinc alloy
- Zinc coated
- Featuring sizes 3.3 (designed to work with spoke nipples with 3.30mm and 3.23mm wrench flats), 3.45, 3.7, 4.0, 4.2, 4.4, 5.0 and 5.5.

SKU	ID	DIM
629573	1631/5	3.3-5.5



SPOKE WRENCH

Our new spoke wrenches are color coded for easy identification in sizes 3.30, 3.45 and DT Swiss TX20.

- The large wings allow precise and comfortable use while the spoke nipple is held in all 4 flats for secure operation.
- Die cast zinc alloy
- Zinc coated
- Ergonomic design
- Holds spoke nipple on all 4 flats
- Size 3.30 designed to work with 3.30 and 3.23 size spoke nipples
- Color coded sizes

SKU	ID	DIM	
629293	1630/5	3.3	
629294		3.45	
629295		TX20	
629498		4	NEW



HUB GENIE

Hub Genie is a unique solution for removing hub end caps while servicing the hubs or converting them to different standards. Thanks to the expanding mechanism, which grabs the hub cap evenly from the inside, even the most stubborn hub end caps are easy to pull-off. Compared with the traditional way of removing hub end caps, this tool won't damage cups or hub. Simply genius.

The tool is available in two versions; smaller one that covers hubs with 12 mm & 15 mm through axles and bigger version that works with 20 mm through axle hubs. Both versions feature plastic dipped handle for better ergonomics and grip.

SKU	ID	DIM
627272	1758/4	12 & 15
627271		20



PRO SPOKE WRENCH

Spoke wrench is used for nipples with dimensions 4,0 and 4,4 mm + 3,3 and 3,45 mm . Plastic-coated body enables comfortable tightening and unscrewing of the nipples.

- material: premium plus carbon steel
- surface finish: chrome plated according to ISO 1456:2009
- the key body is plastic-coated

SKU	ID	DIM
624949	1633/2P-US	4 x 4,4
624950		3,3 x 3,45



DOUBLE SIDED SHIMANO® SPOKE WRENCH

Shimano Spoke wrench is used for nipples with dimensions 4.3 and 4.4 mm on Shimano® Wheel System. Plastic-coated body enables comfortable tightening and unscrewing of the nipples. The length of the wrench is 100 mm, which enables access to the nipples which are mounted on the wheel hub.

- material: premium flex plus carbon steel
- surface finish: chrome plated according to ISO 1456:2009
- the key body is plastic-coated

SKU	ID	DIM
624951	1634/2P-US	4,3 x 4,4



DOUBLE SIDED SPOKE WRENCH

This wrench is used for nipples with 5 mm and 5.5 mm dimensions. Plastic-coated body enables comfortable tightening and unscrewing of nipples.

- material: premium flex plus carbon steel
- surface finish: chrome plated according to ISO 1456:2009
- the key body is plastic-coated

SKU	ID	DIM
624953	1636/2P-US	5 x 5,5
628369		5,5 x 6



SPOKE WRENCH

Spoke wrenches are designed to tighten nipples with flat diameter 3.3 mm to 3.45 mm. The form of wrench enables a perfect fit to the nipples without slippage and ensures efficient work.

SKU	ID	DIM
616845	1630/2A	3,45



FLAT SPOKE HOLDER

- material: polyamide

SKU	ID
617588	1632



STRAIGHT PULL SPOKE PLIERS

Unior's straight pull spoke pliers is your ultimate solution for holding round straight pull spokes while building or truing wheels. Pliers feature ergonomic handles and smart spoke-locking mechanism, which enables firm grip during building or truing.

SKU	ID
628712	1753/2B-US



CONE WRENCH, SINGLE SIDED

- material: premium flex plus carbon steel
- surface finish: chrome plated according to ISO 1456:2009
- double plastic dipped handles

The design and dimensions of our tools always adapt to new standards and bicycle models. The single sided cone wrench has a remarkable toughness, hardness, durability and tight fit. The ergonomic shape ensures good functionality. The cone wrench sits perfectly in the hand which makes the work fast and comfortable.

SKU	ID	DIM
624920	1617/2DP-US	13
624921		14
624922		15
624923		16
624924		17
624925		18
624926		19
624927		20
624928		22
624965		23
624929		24
628173		26
624964		27
625022		28
624938		30
624915		32
624916		36
624956	40	



CONE WRENCH SET

- material: premium flex plus carbon steel
- surface finish: chrome plated according to ISO 1456:2009
- double plastic dipped handles

The design and dimensions of our tools always adapt to new standards and bicycle models. The single sided cone wrench has a remarkable toughness, hardness, durability and tight fit. The ergonomic shape ensures good functionality. The cone wrench sits perfectly in the hand which makes the work fast and comfortable.

SKU	ID	DIM
626602	1617/2DP-PCB-US	13-28 / 12pcs



HUB CONE WRENCH

- material: premium flex plus carbon steel
- surface finish: chrome plated according to ISO 1456:2009

The hub cone wrenches are intended for the home mechanics or professional users. The extreme thin design with pen end jaw fit four popular sizes. These cone wrenches are used by every cyclist for quick repairs and daily maintenance of bicycles.

SKU	ID	DIM
615125	1612/2	13 x 14 x 15 x 17
615126		13 x 14 x 15 x 16



SET OF CONE WRENCHES

- material: premium flex plus carbon steel
- surface finish: chrome plated according to ISO 1456:2009

The hub cone wrenches are intended for the home mechanics or professional users. The extreme thin design with pen end jaw fit four popular sizes. These cone wrenches are used by every cyclist for quick repairs and daily maintenance of bicycles.

SKU	ID	ID
615120	1612PB	13/14 x 15/17. 13/14 x 15/16



SPOKE TENSION METER

HOW TO USE THE TOOL:

Unior's universal spoke tension meter measures the spoke tension on any kind of spoke. The analog spoke tension meter arrives calibrated and ready to use. To use, simply press the handle, position the spoke between the two pins and release the handle. The properly designed gauge is easy to read. Measured value, needs to be checked in the spoke information table, from where you read the actual tension, based upon the spoke specification. The printed table is included with the tool, together with more precise usage instructions. Additional included feature on the tool is also a spoke thickness gauge, which helps with the whole process. Simply insert the spoke in one of the upper openings and read the spoken thickness value.

SKU	ID
623302	1752/2



WHEEL TENSION APP



WHEEL ALIGNMENT GAUGE

- Material: construction steel, stainless steel and PE-polyethylene
- Precisely manufactured tools enable simple checking of wheels with dimensions from 16 to 29 inch, with or without tire.

HOW TO USE THE TOOL:

The true checking tool is a tool designed to check the axle symmetry between the hub and the wheel rim. First we set an appropriate distance between the slides according to the wheel size. We lean the middle rest against the nave axle and put the frame with slides nearer to the rim so that the slides touch the rim. Then we fix the rest with a screw and check the other side of the wheel. This enables us to see if the nave is centered according to the rim. If the wheel is not centered, it needs to be trued up.

SKU	ID	DIM
618486	1690/1	16"-29"



SPOKE, BEARING AND COTTER GAUGE

This easy to use tool enables us to measure spokes dimensions and bearing and crank cotter diameters.

SKU	ID	DIM
620561	1629	357.5



INVERTED SQUARE NIPPLE DRIVER

Unior 1751/2Q is used for both normal and inverted nipples with 3.2 mm square head. The 90mm long stem enables work with deep aero rims as well as with all the normal rims. The professional metal handle gives perfect grip.


SKU	ID	DIM
623298	1751/2Q	3,35 x 3,35



DT SWISS® SQUORX NIPPLE TOOL

1751/2DT screwdriver is used for DT Swiss® SQUORX nipples with torx shaped top head. The 80mm long stem enables work with deep aero rims as well as with all the normal rims. The professional metal handle gives perfect grip.

SKU	ID	DIM
625552	1751/2DT	E 5



NIPPLE DRIVER

A must have wheel building tool. Rotating handle and the guide shape enables you to quickly screw the nipple onto the spoke. It supports standard shape nipples.

SKU	ID	DIM
623297	1751/2	1,2



NIPPLE INSERTION TOOL

The Unior nipple assembly tool is your best friend when building wheels. It's firm spring enables you, to simply attached the nipple and screw it through a double wall rim on the spoke. This way, you avoid losing nipples between the walls of the rim.

SKU	ID	DIM
623299	1751/2T	1,3



SPEED NIPPLE BIT

Threading nipples to the spokes is the most time consuming part of building wheels. Thanks to the speed nipple bit you can now do it with the cordless screwdriver, save yourself some time and still have all the nipples threaded on the spokes to the same depth.

- Works with conventional nipples
- A protruding part in the center of the speed nipple bit keeps the nipple centered and prevents the tool from slipping off it. Eventually, as the nipple is fully threaded down the spoke, the protruding part of the tool touches the approaching spoke and unseats the driver. This enables that all the nipples are threaded down the spokes to the same depth, which leaves you with the perfect starting point to build great wheels.

SKU	ID	DIM
626981	1756	1,5
626982		2,5



AXLE VICE

- material: premium flex plus carbon steel
- surface finish: chrome plated according to ISO 1456:2009

HOW TO USE THE TOOL:

The vice features two different diameter receptacles of 9 mm and 10 mm for inserting front or rear axles. Fits into jaws of engineers vice. The axle vice is easy to use. Two inserted springs will open the jaws automatically when axle vice is removed from engineers vice.

SKU	ID
619715	1639/2



SOCKET WRENCH WITH T-HANDLE

- material: premium chrome vanadium steel
- handle - polypropylene
- surface finishing: blade chrome plated according to ISO 1456:2009

SKU	ID	DIM
625120	193N-US	5,5



SOCKET WRENCH WITH TBI HANDLE

- blade: premium hard chrome vanadium steel, entirely hardened and tempered
- blade chrome plated
- handle: ergonomic shape
- three component material
- hanging hole
- made according to standard DIN 3125

SKU	ID	DIM
625213	629TBI-US	5,5



TIRE & TUBE TOOLS



MADE
FOR
WORK.



UPDATED

SET OF TIRE LEVERS IN A BOX, 27 PAIRS

Our tire levers come as a set of two, shaped to interlock with each other for storage. They're made of glass fiber-reinforced plastic so they're super strong and durable. The broad tip makes it safer for use on carbon wheels, and the spoke hook makes it easy to use multiple levers for those really tight tires. Optimised for effective leverage and ergonomics.

- Updated box design with a fresh and modern look.
- Set of 27 tire levers can be placed in a bicycle shop on the counter next to the cashier.
- Set includes orange, black and red tire levers.
- On the back side of the box you can find bar codes for each of the four items.
- Price tag space available at the back of each box.

SKU	ID
626988	1657ST-US



SET OF TWO TIRE LEVERS

Our tire levers come as a set of two, shaped to interlock with each other for storage. They're made of glass fiber-reinforced plastic so they're super strong and durable. The broad tip makes it safer for use on carbon wheels, and the spoke hook makes it easy to use multiple levers for those really tight tires. Optimised for effective leverage and ergonomics.

- Ergonomic and easy to use
- High strength plastic ensures durability and no damage to rims
- Provide excellent leverage

SKU	ID
629382	1657ORANGE
624142	1657BLACK
624144	1657RED



VALVE CORE REMOVER

Valve core remover can install and remove Schrader and Presta valve cores. Precisely made from tool steel and hexagonal shape, which enables good grip.

SKU	ID
628912	1755/2



SET OF TWO METAL TIRE LEVERS

- material: premium sheet metal
- surface finish: chrome plated according to ISO 1456:2009
- Metal tire levers are used on wheels where mounting and dismounting the tires with plastic tire levers is difficult or impossible.
- Unior's 1657/2A tire levers can be stuck behind the spoke, with help of the hook on the end of the lever.

SKU	ID
623387	1657/2A



SCHWALBE TIRE TREAD CUTTER

The Tread Cutter is the first of a kind plier designed to cut tire treads and was developed specifically for MTB tires. The main benefit of the pliers is the cutting height adjustment slider, which enables cutting of each tread on the same height and therefore making the custom tire the most optimal.

Cutting tires produces more optimal riding. For example shortening centre treads on a mud tire, results for easier rolling. Or the transition lugs in the shoulder area can be trimmed, giving more free space, and making the tread more aggressive. Lugs that have been worn "round" can have a straight edge again.



SKU	ID
624835	2730/4BI

TIRE SETTER

- material: premium plus carbon steel
- drop forged, entirely hardened and tempered
- surface finish: chrome plated to standard ISO 1456:2009
- double plastic dipped handles

The pliers are intended for fast straightforward tire removal - especially tires that have already bonded with the rim. Using the pliers, we compress the tire so that it detaches from the bead of the rim. A strong grip facilitates the removal of the tires. The well designed shape of the pliers enables the separation of the tire from the rim and ensures that the inner tube is not punctured when removing the tire. The pliers are chromed and laminated with plastic for a more comfortable grip.



SKU	ID
624948	1601/2DP-US

BIKE FRAME SPREADER TOOL

- material: premium plus carbon steel
- drop forged, entirely hardened and tempered
- surface finish: chrome plated to standard ISO 1456:2009
- double plastic dipped handles

The pliers are intended for fast straightforward tire removal - especially tires that have already bonded with the rim. Using the pliers, we compress the tire so that it detaches from the bead of the rim. A strong grip facilitates the removal of the tires. The well designed shape of the pliers enables the separation of the tire from the rim and ensures that the inner tube is not punctured when removing the tire. The pliers are chromed and laminated with plastic for a more comfortable grip.



SKU	ID
624944	1678/2BI-US

WHEEL TRUING STANDS & ACCESSORIES



**MADE
FOR
WORK.**



PRO TRUING STAND

Version 2.0 of our Pro truing stand - an evolution born from collaboration with professional mechanics.

We redesigned many of its features. The base has been made stronger for improved precision and we also added conical one-size-fits-all magnetic thru-axles adapters that can be stored anywhere on the base. The arms have been made longer to accommodate 29+ wheels better and the calipers widened accordingly.

Threads, springs and bearings were all revised resulting in smoother operation plus less frequent calibration. Additionally, we include white high-gloss stickers you can apply to the base and caliper arm to improve background contrast, making it easier than ever to use.

HERE IS A FULL LIST OF THE IMPROVEMENTS.

- Stronger base for improved precision
- Longer and redesigned upright arms for improved clearance of 29+ wheels and truing precision
- Wider calipers for increased clearance of 29+ wheels
- Accommodates wider axles, works with through axle hubs up to 197mm width (include the use of adapters). Max. arm opening 230mm (without the use of adapters).
- New bearings on the upright arm adjust axle are spring loaded for improved precision and reduced frequency of calibration
- Redesigned caliper tips for easier radial truing
- Revised threads and springs for smoother operation
- 8mm bench mount holes at the bottom, 268 mm center to center
- Slicker design, all black
- Comes with conical magnetic through axle adapters – one size fits all (12, 15 and 20). The adapters are now magnetic and can be affixed anywhere on the base. Features a bolt for more permanent fix on the upright arms.
- Includes white high gloss stickers, covering the base and caliper arm, for improved background contrast (stickers are not preapplied)

COMPATIBILITY:

- Accepts wheels from 16 to 29+ inch with or without tire.
- Supports solid, quick release and through axle hubs
- Through axle hubs are supported with use of the adapters (included with truing stand)
- One pair of through axle adapters support all sizes of through axles

STANDARD FEATURES (SAME AS BEFORE):

- The geometry of the callipers enables a simultaneous axial control for accurate truing of the rim.
- The calipers have plastic coated tips to prevent scratching the rim.
- The upright arms position can be adjusted with an upright adjustment knob to fit the axle width. The caliper arm position can be adjusted to fit the wheel radius and the caliper tip distance can be adjusted to fit the rim width.
- When changing the wheel, the spring loaded upright arms and the caliper arm can be quickly pulled away, automatically springing back to a set position when inserting a new wheel. This enables faster truing of several same size wheels.

SKU	ID
629297	1689



PRO TRUING STAND WOODEN BASE

Say hello to the Unior Wooden Base for your Pro Truing Stand! Made from sturdy beech plywood with rounded edges, this base is designed to prevent scratching on your wood or stainless-steel bench top. Pre-drilled holes make it easy to mount the truing stand, and mounting bolts are included. This base is compatible with both V1 and V2 versions of the truing stand, and has two handy trays for storage of items like spoke wrenches and the 'Made For Work' logo has been burned into the wood. Whether you need to move the truing stand or keep it in place, this wooden base is the perfect solution.

- Compatible with both V1 (623059) and V2 (629297) Pro truing stand
- Prevents scratching your wood or stainless-steel bench top
- Beech plywood with rounded edges
- Pre-drilled holes for truing stand mounting, mounting bolts included
- Two handy trays for storage of items such as spoke wrenches
- Unior Made For Work logo burned into wood

SKU	ID	DIM
629368	1689.9	328x300x18



PRO TRUING STAND CALIBRATION TOOL

- Calibration tool allows you to calibrate the Pro truing stand and ensure the calipers and arms are centered with each other.
- For best calibration results choose the correct calibration tool for your truing stand.
- Pro truing stand V1, black and chromed finish, choose calibration tool 629229.
- Pro truing stand V2, black finish (available from June 2022), choose calibration tool 629288.

SKU	ID	DIM
629229	1689.1	160
629288		180



PORTABLE TRUING STAND

- material: premium flex plus carbon steel
- It is possible to center wheels with dimension from 16 to 29 inch, with or without tire.
- Supports hubs up to 157 mm width.
- This stand is intended especially for the enthusiast. It is very easy to use, light (2.3 kg) and does not take up much space. The left bracket is fixed and welded to the lower profile, while the right bracket is flexible to different all axle widths.

HOW TO USE THE TOOL:

- The stand can be folded by folding the leg to the lower profile.
- The stand can also be mounted on the work bench with screws to increase stability.
- The control sensor is single sided so first the wheel shall be centered on one side, then turned around and centered on the other side.
- The additional function enables true checking of wheel discs.

SKU	ID
623060	1688



POCKET WHEEL TRUING TOOL

- Home users, cycling team mechanics, world travelers and others cyclist can use the Unior 1753/6 truing tool to work on wheels anywhere they go. With the velcro strap the tool can be mounted to any front fork and rear seat stay of the frame.
- The indicator is then used normally as on other truing stands. The tool can be also used for truing rotors.
- The 1753/6 pocket truing tool is light and small and easily fits in any back pack.

SKU	ID
623310	1753/6



ROTOR TRUING GAUGE

- It enables us true checking of brake discs.
- Brake caliper is used on the 1689 professional wheel centering stand.

SKU	ID
622603	1689.2



CANNONDALE LEFTY® ADAPTOR FOR TRUING STAND

- Unior's 1689.6 Lefty adaptor is used for truing Cannondale's Lefty® front wheels, which have specific asymmetric shape and dimension and therefore cannot be used on the centering stand with normal adaptors.
- Compatible with:
 - Lefty 50 - Standard hub
 - Lefty 60 - Supermax hub

SKU	ID
623450	1689.6



SPARE TIP FOR CALIPER

- Spare plastic tip for calipers 1688.2, 1689.2, 1689.4 on stands 1689, 1688.

SKU	ID
623256	1689.5



AXLE ADAPTOR

- Through axle adaptors are compatible with 12, 15 and 20mm standards.
- Magnetic so you can store them anywhere on the stand when not in use.
- Bolts to hold them securely in place in use.

SKU	ID
629321	1689.3



REPAIR STANDS & ACCESSORIES



MADE
FOR
WORK.



NEW

ELECTRIC REPAIR STAND 2.0

Unior electric Repair Stand is the pinnacle of innovation, efficiency, and ergonomics in bicycle repair technology. Building upon the legacy of its predecessor, this electric repair stand was newly designed from the ground up for technicians to work smarter, not harder.

Constructed around a robust one-piece aluminum column, the Unior electric repair stand offers unparalleled stability while concealing all wires within, ensuring a clutter-free workspace for efficient bike maintenance. It effortlessly lifts bikes up to 70kg to the desired height, ensuring optimal ergonomic conditions for every technician and every repair task. Endless height adjust makes lowering or lifting the bike with the push of a button a breeze, while automatic stopping system ensuring precise positioning. With knob adjustable travel limiters, users can customize the stand's range, while a built-in safety mechanism safeguards both technician and bicycle. With the versatile two-way control system, technician can choose between operating the stand via control panel or foot pedal, based individual preferences and needs. Additionally, an integrated adjustable LED light ensures consistent illumination, regardless of environmental lightning conditions. Built to endure, Unior Electric Repair stand is designed for longevity, requiring minimal maintenance and offers hassle free operation for years to come. Designed to be fully user serviceable, backed up with readily available spare parts and repair instructions.

FEATURES:

- Main electricity supply cable discreetly routed from the top, eliminating workspace obstruction.
- Hidden wiring for a sleek and professional appearance.
- Endless height adjustment for unparalleled versatility.
- Operable via intuitive control panel or convenient foot pedal.
- Automatic stopping system with unloading function for enhanced safety.
- Adjustable travel limiters are controlled by knob on the panel, with memory function for added convenience.
- Display of current load ensures optimal performance.
- Two USB ports (A and C) for convenient device charging and optional Wi-Fi connectivity.
- Self-diagnosing function.
- Anti-slip clamp interface ensures secure bike positioning.
- Equipped with Master shop repair clamp 1693.1M
- Integrated LED light provides optimal illumination in any environment.
- Aluminum main column.
- Easily mountable directly to the floor or heavy-duty metal fixed plate.
- Heavy-duty large fixed plate with floor leveling function
- Minimal assembly required. Stand needs to be fixed to the floor or plate and control panel attached.

TECHNICAL SPECIFICATIONS:

- Load capacity: 700N (70kg)
- Maximum height: 1750 mm
- Power Requirements: 0,32kW
- Operating Voltage: 24V DC
- Input: 90V-260V; 47-63 Hz
- Movement speed: 5 m/min
- IP rating: IP30 – inside use only
- CE compliant

SKU	ID
629760	1693EL



NEW

ELECTRIC REPAIR STAND WITHOUT PLATE 2.0

Unior electric Repair Stand is the pinnacle of innovation, efficiency, and ergonomics in bicycle repair technology. Building upon the legacy of its predecessor, this electric repair stand was newly designed from the ground up for technicians to work smarter, not harder.

Constructed around a robust one-piece aluminum column, the Unior electric repair stand offers unparalleled stability while concealing all wires within, ensuring a clutter-free workspace for efficient bike maintenance. It effortlessly lifts bikes up to 70kg to the desired height, ensuring optimal ergonomic conditions for every technician and every repair task. Endless height adjust makes lowering or lifting the bike with the push of a button a breeze, while automatic stopping system ensuring precise positioning. With knob adjustable travel limiters, users can customize the stand's range, while a built-in safety mechanism safeguards both technician and bicycle. With the versatile two-way control system, technician can choose between operating the stand via control panel or foot pedal, based individual preferences and needs. Additionally, an integrated adjustable LED light ensures consistent illumination, regardless of environmental lightning conditions. Built to endure, Unior Electric Repair stand is designed for longevity, requiring minimal maintenance and offers hassle free operation for years to come. Designed to be fully user serviceable, backed up with readily available spare parts and repair instructions.

FEATURES:

- Main electricity supply cable discreetly routed from the top, eliminating workspace obstruction.
- Hidden wiring for a sleek and professional appearance.
- Endless height adjustment for unparalleled versatility.
- Operable via intuitive control panel or convenient foot pedal.
- Automatic stopping system with unloading function for enhanced safety.
- Adjustable travel limiters are controlled by knob on the panel, with memory function for added convenience.
- Display of current load ensures optimal performance.
- Two USB ports (A and C) for convenient device charging and optional Wi-Fi connectivity.
- Self-diagnosing function.
- Anti-slip clamp interface ensures secure bike positioning.
- Equipped with Master shop repair clamp 1693.1M
- Integrated LED light provides optimal illumination in any environment.
- Aluminum main column.
- Easily mountable directly to the floor or heavy-duty metal fixed plate.
- Minimal assembly required. Stand needs to be fixed to the floor or plate and control panel attached.

TECHNICAL SPECIFICATIONS:

- Load capacity: 700N (70kg)
- Maximum height: 1750 mm
- Power Requirements: 0,32kW
- Operating Voltage: 24VDC
- Input: 90V-260V; 47-63 Hz
- Movement speed: 5 m/min
- IP rating: IP30 – inside use only
- CE compliant

SKU	ID
629761	1693EL1



HEIGHT EXTENSION KIT FOR ELECTRIC REPAIR STAND 1.0

Do you or your employee(s) fit in the taller category? Or you would like to access the bicycle from a different angle?

Height extension kit is a perfect solution for taller technicians as it lifts the highest and the lowest position of the clamp on your electric repair stand 25 cm higher. As the bicycle can be lifted higher from the ground it also enables a view and access that was previously not possible or at least not practical.

Extension mounts between the electric repair stand column and the metal fixed plate or the floor. The height extension kit is only compatible with the Unior electric repair stands with the aluminum main column.

The height extension kit is only compatible with the Unior electric repair stand 1.0 with the aluminum main column, not compatible with Electric repair stand 2.0, (available from summer 2024).



SKU	ID
629165	1693EL.11

FIXED PLATE FOR TWO ELECTRIC REPAIR STANDS

Optimize your workspace with fixed plate for two electric repair stands. Designed to mount two electric repair stands on one stable, space-saving platform with floor leveling function for stability.

- Securely attach two electric repair stands on a single plate.
- Space saving design combines two workstations into one compact footprint.
- Floor leveling function ensures stability on uneven surfaces.
- To complete the build, combine fixed plate for two electric repair stands with Electric repair stands 2.0 (SKU 629761).
- Compatible with Electric repair stand 1.0 and Electric repair stand 2.0.

SKU	ID
629855	1693EL.22



LAPTOP HOLDER WITH FOLDABLE ARM FOR 1693EL

Foldable laptop holder mounts to the Union's electric repair stand column and provides optimal placement for laptop. The setup will make work more comfortable and productive as the computer will be right where you need it and you'll not have to turn around to the workbench to access it. Tray is large enough to support laptops up to the size 15" and can rotate for 90 degrees left or right. Foldable arm is 500 mm long and allows to pull the laptop over the bike, closer to you, or move it out of work area when not in use.

SKU	ID
629025	1693EL.2



TOOL TRAY WITH FOLDABLE ARM FOR 1693EL

Foldable tool tray mounts to the Union's electric repair stand column and provides optimal placement of tool tray. Tray will be right where you need it, providing perfect placement for the tools and small parts, thus increasing work productivity as you will not need to rotate to the workbench. Tool tray can rotate for 90 degrees left or right. Foldable arm is 500 mm long and allows to pull the tool tray over the bike if needed or move it out of work area when not in use. Tool tray is made of thin metal plate and SOS foam tray, with room to hang different tools and open compartments for storage.

SKU	ID
629028	1693EL.5



FIXED PLATE FOR 1693EL

Fixed plate for a single electric repair stand on a stable platform with a floor leveling function for stability.

- Securely attach one electric repair stand on a plate.
- Floor leveling function ensures stability on uneven surfaces.
- To complete the build, combine the fixed plate for a single electric repair stand with Electric repair stand 2.0 (SKU 629761).

SKU	ID
628743	1693EL.1



BIKEGATOR REPAIR STAND

- The Bike Gator! The new generation of Unior 1693A(1693AS) bike stand.
- The bike repair stand is the basic working tool both for service workshops and cycling enthusiasts.
- It is easy to assemble and the support tubes are fold together enabling easier transportation between work place.
- Clamp can grip tubes of any shape, with diameter of minimum Ø22mm to maximum Ø60mm.
- Maximum load capacity is 30kg
- Weight of the stand without tool tray is 5.7kg
- Replaceable rubber jaw covers, item 1693.11

ADVANTAGES:

- The stand features a new array of precision aluminum and steel parts which offer stiffness and durability.
- NEW Jaw mount and rotation system.
- improved sliding system
- Stand is adjustable by height between 980 and 1500mm.

SKU	ID	1	2	MIN Ø	MAX Ø	MAX	
627768	1693AQO		X	22mm	60mm		5,7kg
625148	1693AS0-US	X		24mm	40mm	30kg	5,7kg

1 MANUAL-ADJUST



2 QUICK RELEASE



BAG FOR BIKEGATOR BIKE STAND

- Strong and quality made bag is intended for protection and carrying of the 1693A (1693AS) BikeGator stand.
- It features shoulder and hand straps, two level storage for stand frame and separated jaw and tool tray.
- Useful to carry on plane, in the car or just to store in your workshop.
- material: polyester fabric

SKU	ID
624035	1693BAG



TOOL TRAY FOR REPAIR STANDS

- Tool tray is distinguished by nicely separated opened drawers with additional space for hanging different tools. Tray fits with all the Unior stands.
- The 1693.3 new tool tray consists out of a strong thin metal plate with two rails and an stylish SOS foam tray.
- The foam tray is interchangeable, item code 1693.6.
- The tool tray fits into the new generation of 1693 stands (made after July 2014).
- Check with you local distributor for compatibility.

SKU	ID
623820	1693.3



PRO REPAIR STAND WITH SINGLE CLAMP

- Repair bike stand with fixed plate is designed for service workshops and every day use.
- Fixed plate is ergonomically designed. Maximum load capacity is 30kg, which enables the servicing of heavier bikes.
- Clamp can grip tubes of any shape, with diameter of minimum Ø22mm to maximum Ø110mm.
- Stand is adjustable by height between 947 and 1570 mm.
- weight of the stand is 36kg
- Replaceable rubber jaw covers, item 1693.11

SKU	ID	1	2	3	4	5	6	MIN Ø	MAX Ø	MAX	📦
627769	1693BQ			X		X	X	22 mm	60 mm		36,8 kg
625011	1693B-US	X				X	X	24 mm	32 mm	30 kg	36,6 kg
625013	1693BS-US		X			X	X	24 mm	40 mm		36,6 kg
629508	1693BM				X	X	X	20 mm	110 mm		38 kg



1 AUTO-ADJUST



2 MANUAL-ADJUST



3 QUICK RELEASE



4 MASTER CLAMP



5 TOOL TRAY



6 FIXED PLATE



FIXED PLATE FOR 1693B

SKU	ID	DIM
623231	1693.4B	572 x 572 x 12



FRAME FOR SINGLE CLAMP PRO REPAIR STAND, WITHOUT CLAMP AND PLATE

SKU	ID
623248	1693.5B



PRO REPAIR STAND WITH DOUBLE CLAMP

- Repair bike stand with fixed plate and two clamps is designed for service workshops and more demanding users.
- Stand enables work for two mechanics at the same time on two bikes.
- The new plastic cup enables storage of tools and spare parts.
- Fixed plate is ergonomically designed. Maximum load capacity is 45kg, which enables to service heavier bikes.
- Stand is adjustable by height between 947 and 1570 mm.
- Weight of the stand is 56,5kg.
- Additional accessories - paper roll holder.
- Clamp can grip tubes of any shape, with diameter of minimum Ø22mm to maximum Ø110mm.
- Replaceable rubber jaw covers, item 1693.11

SKU	ID	1	2	3	4	5	MIN Ø	MAX Ø	MAX	
627771	1693CQ		X		X	X	22mm	60mm		56kg
625017	1693CS-US	X			X	X	24mm	40mm	45kg	55kg
629507	1693CM			X	X	X	20mm	110mm		58,5kg



1 MANUAL-ADJUST



2 QUICK RELEASE



3 MASTER CLAMP



4 TOOL TRAY



5 FIXED PLATE



FIXED PLATE FOR 1693C

SKU	ID	DIM
623232	1693.4C	698x698x12



FRAME FOR DOUBLE CLAMP PRO REPAIR STAND, WITHOUT CLAMPS AND PLATE

Build your own bike repair stand with 2 clamps. You can choose between 3 different clamps (1693.1, 1693.1S, 1693.1Q), add a fixed plate to the frame (1693.4C) or just fix the frame into the floor.

SKU	ID
623249	1693.5C



MASTER SHOP REPAIR CLAMP

Our most durable and rigid clamp is designed to support even the heaviest bikes. Clamp frame design enables the jaws to open and close parallel to each other and thus clamp the bike gently and securely in place. Thanks to round shape of clamping jaws, clamping force is distributed evenly around the clamping area. Low profile design of clamping jaws only requires 5 cm of exposed seat post for clamping. Jaws are covered in grippy replaceable rubber covers. Clamp is operated via ergonomically shaped rotating handle, which allows precise control of the clamping force. Master Shop Clamp mounting adapter is interchangeable and fits adapters for repair stands of other brands (parts not included).

- Durable and rigid, designed to support even the heaviest bikes.
- Round shape of clamping jaws allows clamping force distribution over the whole clamping area.
- Low profile, only 5 cm of exposed seat post needed to clamp the bike.
- Replaceable rubber jaw covers.
- Ergonomic rotating handle for great control of the clamping force.
- The clamp is compatible with all current Unior repair stands.
- Interchangeable adapter for compatibility with repair stands of other brands (parts not included).
- Made in Europe.

SKU	ID
629164	1693.1M



PRO SHOP CLAMP

- Pro Shop Clamp is Unior's high-end offer for bike shops. It features advanced quick release system that enable quick and efficient work on any bicycle.
- Quick release system enables the mechanic to press the jaws by hand, at which point clamp already grips the seat post of a frame with sufficient force to hold the bicycle in place. Rotate the handle and additional tension is applied to the jaws to ensure firm grip.
- Clamp can grip tubes of any shape, with diameter of minimum Ø22mm to maximum Ø60mm.
- Pro Shop Clamp has a quick release button, which is used to release the jaws after initial tension release with the rotating handle.
- Height of the jaws is 70mm, so it works with smaller sizes of seat posts as well as with dropper posts.
- The clamp is compatible with all of Unior's repair stands.

SKU	ID
627095	1693.1Q



PRO REPAIR CLAMP, AUTO ADJUSTABLE

- Suitable for tubes with diameter of min. Ø24 mm and max. Ø32 mm.

SKU	ID
629233	1693.1-US



PRO REPAIR CLAMP, MANUALLY ADJUSTABLE

- Suitable for tubes with diameter of min. Ø24 mm and max. Ø40 mm.
- Easy accessible screw enables us, to modify the jaw opening and pressure when closed. The screw can be turned by hand without use of any wrench.

SKU	ID
629232	1693.1S-US



BIKE STORAGE



MADE
FOR
WORK.



EVENT STAND

- Event stand helps you store up to 10 bikes by the saddle. Useful at outdoor races and events as well as for indoor storage.
- Event stand can be used in long or short version: Length of useful bike holding area in the long version is 2090 mm and in short version 1260 mm. Length is easily adjustable with a connecting tube.
- Stand comes in a compact bag that stores all the parts securely and it's easy to carry around.
- Stand is made from aluminum parts and weights only 7.5kg in longer version.

SKU	ID
625500	1693F



BANNER FOR EVENT STAND 1693F, SET 2 PIECES

- Banner is made of durable canvas and is attached to the A frame of the Event Stand with zip ties through metal grommets.
- We offer custom banners for your Event Stand 1693F. You can have your company, team or shop logo printed on the banner and get more people to see it.
- Contact us for more details about custom banner.

SKU	ID
627083	TRAN.1693F



DISPLAY STAND, ADJUSTABLE

Don't hassle with the placement of your bike, leave it in the garage, place it on the shop floor or display it in your living room. Any bike, anywhere. Unior's adjustable floor stand is suitable for everything from kid's bicycles to big 29+ monsters. Top part is adjustable in height (for 123 mm) and angle, while the rubber layer protects your frame against scratches. Slot is wide enough to accommodate all popular rear axle dimensions.

Stand is made out of stainless steel and offers great stability, regardless of the bicycle's weight. Base of the stand is equipped with high-quality rubber inserts that prevent movement and protect floor surface. Black finish guarantees compatibility with any style of shop, office or home.

SKU	ID
626542	1693H



BIKE LIFT

- Weight capacity: 50 lb or 22,5 kg.

HOW TO USE THE TOOL:

The bike lift is a simple device which enables a bike to be stored under the ceiling. The lift assembly is fixed to the ceiling. The bike can be raised or lowered by using the rope.

SKU	ID
618371	1684



TOOL SETS



**MADE
FOR
WORK.**



MASTER TOOL KIT

Master Kit is a big brother to our popular Pro Kit, designed and tested by the professional mechanics for the professional mechanics. Thoroughly thought-out layout with extremely durable tool pockets and SOS foam trays for practical and secure organization of your tools. Pockets are sized on the dimensions of our tools, while the foam cutouts are a perfect match for them. Personalization of the case is possible with additional pockets and modular storage space in the bottom part of the case. Tool case also features wheels and retractable handle for easy transportation and is also perfect for air travel. We picked 94 pieces of our tools for this portable set that will suit your needs – no matter if you're a shop, mobile, team or demanding homemechanic.

- The toolbox is designed especially for bike tools; it's made of heavy duty plastic and is waterproof and dustproof.
- Flaps in the lid can be closed tightly with the Velcro straps; when closed, they also secure the tools in place. Open flaps and inner part of the lid are equipped with 44 individual pockets to carry your tools. The biggest pockets can take our T-handle hexes up to size 10, and a special small pockets can securely hold L-shaped hex down to size 1.5 or similar small tools, so nothing ever gets lost.
- Two side tool trays with cut out SOS foam, dimensions 280 mm × 250 mm, will keep your tools in place. When not in use the trays are stored in the case, when working the trays can be fixed on the side of the case, enabling you to have all of the tools always at hand and more space on the table for other items. Side trays are built with metal chassis for stability and strength.
- Additional SOS foam tray for tools storage (dimensions 385 mm × 280 mm) at the bottom of the case.
- Small parts organizer with three compartments and modular parts to build up to 21 compartments
- Additional space for spare parts and/or lubes.

ADVANTAGES:

- Fully equipped tool case with 94 pieces of carefully selected high-quality Unior tools
- Wheels and retractable handle with safety latch for easy transportation
- The pockets are sewed together with durable nylon thread
- Left and right SOS foam tray (280 mm × 250 mm) with tools cutouts and metal bottom that hooks on the edge of the case.
- SOS foam tray (385 mm × 280 mm) at the bottom of the case with cutouts for bigger tools
- Foam cutouts feature laser engraved names/codes of the tools
- Waterproof and dustproof in accordance with IP67 certificate
- Watertight seal around lid
- Automatic pressure release valve
- Easy to open/close double throw latches
- Load tested soft grip handle
- Robust case from heavy-duty composite
- Corrosion free nylon pins
- Option to lock the case with a padlock (not included)
- Aluminum divider at the bottom of the tool case to keep your tools organized
- Flaps neatly close into the lid of the tool case
- The lid can carry T handle hexes up to size 10
- Special safety tight pockets to hold small tools
- 44 pockets in total, three SOS foam trays that can fit 50 or more tools, small parts organizer

SKU	ID
629067	1600MASTERKIT-US



MASTER KIT TOOL CASE

- The toolbox is designed especially for bike tools; it's made of heavy duty plastic and is waterproof and dustproof.
- Flaps in the lid can be closed tightly with the Velcro straps; when closed, they also secure the tools in place. Open flaps and inner part of the lid are equipped with 44 individual pockets to carry your tools. The biggest pockets can take our T-handle hexes up to size 10, and a special small pockets can securely hold L-shaped hex down to size 1.5 or similar small tools, so nothing ever gets lost.
- Two side tool trays with cut out SOS foam, dimensions 280 mm × 250 mm, will keep your tools in place. When not in use the trays are stored in the case, when working the trays can be fixed on the side of the case, enabling you to have all of the tools always at hand and more space on the table for other items. Side trays are built with metal chassis for stability and strength.
- Additional SOS foam tray for tools storage (dimensions 385 mm × 280 mm) at the bottom of the case.
- Additional space for spare parts and/or lubes.

ADVANTAGES:

- Wheels and retractable handle with safety latch for easy transportation
- The pockets are sewed together with durable nylon thread
- Blank trays for customization available separately, cut them yourself and create the ultimate tool case for your needs. We suggest using hot wire foam cutter or utility knife for cutting.
- Waterproof and dustproof in accordance with IP67 certificate
- Watertight seal around lid
- Automatic pressure release valve
- Easy to open/close double throw latches
- Load tested soft grip handle
- Robust case from heavy-duty composite
- Corrosion free nylon pins
- Option to lock the case with a padlock (not included)
- Aluminum divider at the bottom of the tool case to keep your tools organized
- Flaps neatly close into the lid of the tool case
- The lid can carry T handle hexes up to size 10
- Special safety tight pockets to hold small tools
- 44 pockets in total, three SOS foam trays that can fit 50 or more tools, small parts organizer

SKU	ID
629068	970MASTERKIT



SMALL PARTS ORGANIZER FOR 970MASTERKIT

SKU	ID
626131	970MASTERKIT-ORG



PRO KIT

Pro Kit tool case is real world designed and tested by the professional mechanics on the toughest races around the world.

Well thought out, extremely durable tool pallets organize and hold your tools in place. Pockets are designed with the size of our tools in mind. It also features a few extra pockets leaving you room to personalize your kit.

After designing the tool case for Pro Kit, we sat down with our team mechanics and carefully selected a set of tools that demanding bicycle mechanic will appreciate. We picked 48 pieces of our tools that are a perfect fit for a portable set, shop, home or team mechanics.

- We picked 48 pieces of our tools that are a perfect fit for a portable set, shop, home or team mechanics.
- The toolbox is designed especially for bike tools; it's made of heavy duty plastic and is waterproof and dustproof.
- It features a hangout pallet that hooks to the holes on the front side of the case, allowing you to have all your tools at hand. The pallet has 9 pockets that are designed to carry everything from pliers to open end wrenches.
- Flaps in the lid can be closed tightly with the Velcro straps; when closed, they also secure the tools in place. Open flaps and inner part of the lid give you 35 individual pockets to carry your tools. The biggest pockets can take our T handle hexes up to size 10 and a special small pockets can securely hold L shaped hex down to size 1.5 or similar small tools, so nothing ever gets lost.

ADVANTAGES:

- The pockets are sewed together with durable nylon thread
- Waterproof and dustproof in accordance with IP67 certificate
- Watertight seal around lid
- Automatic pressure release valve
- Easy to open double throw latches
- Load tested soft grip handle
- Holes for shoulder strap (strap not included in the kit)
- Robust case from heavy-duty composite
- Corrosion free nylon pins
- Hang out pallet with 9 pockets, designed to carry everything from pliers to open end wrenches
- Aluminum divider at the bottom of the tool case to keep your tools organized
- Flaps neatly close into the lid of the tool case
- The lid can carry T handle hexes up to size 10
- Special safety tight pockets to hold small tools
- 44 pockets all together + storage under the pallet

SKU	ID
627358	1600PROKIT-US



PRO KIT TOOL CASE

- The toolbox is designed especially for bike tools; it's made of heavy duty plastic and is waterproof and dustproof.
- It features a hangout pallet that hooks to the holes on the front side of the case, allowing you to have all your tools at hand. The pallet has 9 pockets that are designed to carry everything from pliers to open end wrenches.
- Flaps in the lid can be closed tightly with the Velcro straps; when closed, they also secure the tools in place. Open flaps and inner part of the lid give you 35 individual pockets to carry your tools. The biggest pockets can take our T handle hexes up to size 10 and a special small pockets can securely hold L shaped hex down to size 1.5 or similar small tools, so nothing ever gets lost.

ADVANTAGES:

- The pockets are sewed together with durable nylon thread
- Waterproof and dustproof in accordance with IP67 certificate
- Watertight seal around lid
- Automatic pressure release valve
- Easy to open double throw latches
- Load tested soft grip handle
- Holes for shoulder strap (strap not included in the kit)
- Robust case from heavy-duty composite
- Corrosion free nylon pins
- Hang out pallet with 9 pockets, designed to carry everything from pliers to open end wrenches
- Aluminum divider at the bottom of the tool case to keep your tools organized
- Flaps neatly close into the lid of the tool case
- The lid can carry T handle hexes up to size 10
- Special safety tight pockets to hold small tools
- 44 pockets all together + storage under the pallet

SKU	ID
627041	970PROKIT



HOME KIT

Compact tool case with smart tool selection and enough additional space for personalization. Home Kit is a perfect beginner set that you will upgrade with the selection of tools for your specific needs and build a dream set for your home workshop.

34 carefully selected high-quality Unior tools are enough for much more than just basic maintenance on just about any bike. Foam trays with cutouts will keep tools organized, while the dust and waterproof case will make sure tools will be always securely stored. Included additional blank foam tray gives room for tool case personalization, it can be cut to include some of your favorite tools or removed for extra storage space.

SET INCLUDES:

- set of 9 ball-end hexagonal wrenches. Sizes included 1.5, 2, 2.5, 3, 4, 5, 6, 8, 10
- Torx wrenches set 10, 15, 25, 27, 30
- Pro Socket Handle
- Crowfoot pedal wrench
- Tools for removal and installation of the cassette
- Chain tool (compatible with 11 and 12 speed chains)
- Master Link pliers
- Chain wear indicator
- Round spoke wrench
- Bottom bracket wrench 16 notch
- 2-in-1 Disc Brake Tool
- Cable housing cutters
- Flat and PH screwdriver
- Set of two tire levers
- Crank cap tool and chainring nut wrench
- Cone wrenches, sizes 13, 14, 15, 16, 17
- Measuring tape 2m/6ft

ADVANTAGES:

- 34 pieces of carefully selected high-quality Unior tools
- Two SOS foam trays with cut outs for all of the tools, one in a lid and one at the bottom of the case
- Foam cutouts feature laser engraved names/codes of the tools
- Additional blank SOS foam tray for tools storage
- Waterproof and dustproof in accordance with IP67 certificate
- Watertight seal around lid
- Automatic pressure release valve
- Easy to open/close double throw latches
- Load tested soft grip handle
- Robust case from heavy-duty composite

SKU	ID
629070	1600HOMEKIT-US



BMX KIT

Joining our tool kit family, the BMX Kit contains a curated selection of tools that are perfect for working on your bike at home or away. Contained in the sturdy water and dust proof case are 43 tools each with their own space in laser cut foam trays. Each tool is of our usual professional standard and carries a limited lifetime warranty - this is a kit built to last.

- 43 carefully selected high-quality Unior tools
- All the tools you might need servicing a BMX bike
- Foam trays with cutouts to keep tools organised
- Dust and waterproof case will make sure tools will be always securely stored

SET INCLUDES:

- 9x hex wrench, long type (article 220/3L) dim. 1.5, 2, 2.5, 3, 4, 5, 6, 8, 10 on plastic clip
- Torx wrenches TX 15, TX 20, TX 25
- Pro Socket Handle
- Pedal wrench
- Tools for removal and installation of BMX freewheels
- Chain tool (compatible with 11 and 12 speed chains)
- Master Link pliers
- Chain wear indicator
- Round spoke wrench
- Bottom bracket wrench 16 notch
- 2-in-1 Disc Brake Tool
- Cable housing cutters
- flat and PH screwdriver
- Set of two tire levers
- Crank cap tool and chainring nut wrench
- Plastic hammer
- Universal parallel jaw pliers
- Open end wrench 8 x 10

ADVANTAGES

- 43 carefully selected pro-grade Unior tools
- Three SOS foam trays with cut outs for all tools, one in the lid and two at the bottom of the case
- Foam cutouts feature laser engraved names/codes of the tools
- Waterproof and dustproof in accordance with IP67 certificate
- Watertight seal around lid
- Automatic pressure release valve
- Easy to open/close double throw latches
- Load tested soft grip handle
- Robust case from heavy-duty composite

SKU	ID
629345	1600BMX



BMX ROLL SET

Perfect for race day or at home, the BMX tool roll features a carefully selected range of tools, contained in a handy wrap. PU coated, waterproof and sturdy it has spare space for adding more tools from your collection or other items such as pads and a mini-pump. Being compact it's perfect for taking with you wherever you go.

- Unior's Tool Wrap is a great solution for BMX riders who want to be ready for everything on race day or just perform a quick fix at home.
- The roll is compact, light, and easy to store in your backpack or your car.

GREAT SELECTION OF BMX SPECIFIC TOOLS

- Long ball end hexagon wrench, sizes 1.5, 2, 2.5, 3, 4, 5, 6, 7, 8, 10 mm
- Cable housing cutters
- Chain wear indicator
- Set of two tire levers
- Chain tool
- Master link pliers
- Pedal wrench
- Open end wrench 8 x 10

ROLL FEATURES:

- Aluminum eyelets for mounting the wrap on a car seat headrest
- Strong Velcro® straps for secure closure
- Side pockets with full flaps for parts or additional tools
- Additional elastic straps for even more tools
- Made from coated PU material, waterproof and oil resistant
- Space to fit mini pump also

SKU	ID
629349	1600BMX-ROLL



PRO TOOL ROLL SET

Unior's Professional Tool Wrap is big enough to fit all of the tools and bits that a more mechanically skillful cyclist will want to have at hand. Professional mechanics will love the size and organization of it, so don't be surprised when you see these in the team cars on the next Grand Tour or in the feed zone of the mountain bike or CX world cups.

THIS VERSION INCLUDES FOLLOWING TOOLS:

- Long ball end hexagon wrench, sizes 1.5, 2, 2.5, 3, 4, 5, 6, 8 mm
- TX profile wrench, size T25
- Crank cap tool
- Chain tool
- Round spoke wrench
- Set of two tire levers
- Crosstip screwdriver PH0
- Pro Socket Handle
- Chain wear indicator
- Cassette wrench and Cassette locking tool
- 2-For-1 disc brake tool

ROLL FEATURES:

- Aluminum eyelets for setting the wrap on the car seat, with fixation under the head rest
- Strong Velcro® straps for secure closing
- Side pockets with full flaps closing for parts or additional tools
- Additional elastic straps for even more tools
- Made from coated PU material, waterproof and oil resistant
- You can fit mini pump in there as well

SKU	ID
628716	1600ROLL-P-US



PRO TOOL ROLL

FEATURES:

- Aluminum eyelets for setting the wrap on the car seat, with fixation under the head rest
- Strong Velcro® straps for secure closing
- Side pockets with full flaps closing for parts or additional tools
- Additional elastic straps for even more tools
- Made from coated PU material, waterproof and oil resistant
- You can fit mini pump in there as well
- Tools are not included

SKU	ID
628718	970ROLL-P



TOOL ROLL SET

Unior's Tool Wrap is a great solution for a cyclist who wants to be ready for everything or a modern bikepacker, it will come handy even to a more demanding users such as XC or CX mechanics. The bag is compact, light, and easy to store in your backpack or your car. In this version it comes with great selection of tools.

- Long ball end hexagon wrench, sizes 1.5, 2, 2.5, 3, 4, 5, 6, 8 mm
- TX profile wrench, size T25
- Crank cap tool
- Chain tool, together with tire valve tool
- Round spoke wrench
- Set of two tire levers
- Crosstip screwdriver PH0

ROLL FEATURES:

- Aluminum eyelets for setting the wrap on the car seat, with fixation under the head rest
- Strong Velcro® straps for secure closing
- Side pockets with full flaps closing for parts or additional tools
- Additional elastic straps for even more tools
- Made from coated PU material, waterproof and oil resistant
- You can fit mini pump in there as well

SKU	ID
628714	1600ROLL-US



TOOL ROLL

Unior's Tool roll is a great solution for a cyclist who wants to be ready for everything or a modern bikepacker, it will come handy even to a more demanding user such as XC or CX mechanics. The bag is compact, light, and easy to store in your backpack or your car.

FEATURES:


- Aluminum eyelets for setting the wrap on the car seat, with fixation under the head rest
- Strong Velcro® straps for secure closing
- Side pockets with full flaps closing for parts or additional tools
- Additional elastic straps for even more tools
- Made from coated PU material, waterproof and oil resistant
- You can fit mini pump in there as well
- Tools are not included

SKU	ID
628717	970ROLL





COMPLETE SERVICE SOLUTIONS



MADE
FOR
WORK.



NEW

MASTER WORKBENCH

Unmatched Excellence for Professional Bike Mechanics

Elevate your workshop with the Unior 2600C Master Workbench, designed for the world's most demanding bike mechanics and enthusiasts. This comprehensive workbench includes the latest selection of Unior's bike tools, creating an unparalleled workspace for any repair and maintenance task.

- **Complete Tool Selection:** The Master Workbench includes a comprehensive selection of all available bike tools from Unior, including the latest tools not previously available in any set. It is the ultimate dream for professional bike mechanics and serious enthusiasts.
- **Industrial-grade Construction:** Built from high-quality materials, the workbench is designed to withstand heavy-duty use, ensuring long-lasting performance. The robust steel frame and stainless steel bench top provide a durable and resilient workspace.
- **Integrated Storage Solutions:** Featuring two integrated Unior 990WD7 BLACK Tool Cabinets, each with seven wide drawers, providing extensive storage space for tools and equipment, keeping your workspace organized and clutter-free.
- **Ergonomic Design:** Engineered for optimal ergonomic positioning, the workbench provides a comfortable working height, reducing strain and enhancing productivity during prolonged tasks.
- **Versatile Applications:** Ideal for various types of bike repairs, from road bikes and mountain bikes to e-bikes, kids' bikes, and cargo bikes. The workbench is designed to meet the diverse needs of professional mechanics and demanding enthusiasts.
- **Professional Appearance:** The sleek and modern design not only enhances functionality but also adds a sophisticated touch to your workshop or garage.

DIMENSIONS AND SPECIFICATIONS:

- Total Size: Length 2m, Height 91cm, Depth 75cm
- Weight Capacity: 1000kg
- Workbench Code: 629831

UNIOR 990WD7 BLACK TOOL CHEST FEATURES:

- **Heavy-duty Construction:** Made from high-quality Premium PLUS steel, the tool cabinet offers exceptional durability and stability.
- **Seven Wide Drawers:** Each cabinet provides ample storage (total volume 214L) space for tools of various sizes, ensuring that everything you need is within easy reach.
- **Smooth Operation:** Equipped with ball-bearing slides, the drawers open and close smoothly, even when fully loaded.
- **Drawer Capacity:** Each drawer can hold up to 50kg.
- **Secure Storage:** Central locking system ensures that your tools are safe and secure when not in use.
- **Stylish Design:** Finished in sleek black, the tool cabinet adds a professional and modern look to your workspace.

UNIOR 990TW-SST WOODEN BENCH TOP WITH STAINLESS STEEL COVER FEATURES:

- **Superior Strength and Durability:** The inox stainless steel cover provides a robust shield against everyday wear and tear, ensuring that your bench top remains in top condition.
- **Inox stainless steel cover:** Specially engineered to withstand corrosive elements and rust, extending the life of your bench top and maintaining its pristine appearance.
- **Heat Resistance:** Withstanding temperatures up to 100°C, this cover is perfect for handling high-temperature tasks without damage.
- **Long-term Reliability:** Designed for durability, this bench top ensures you enjoy a consistently beautiful and functional work surface day after day.
- **Worktop dimensions:** Length 2m, Depth 75cm

TOOL TRAYS:

Enhance your workspace with these organized tool trays, included in the Unior 2600C Master Workbench setup:

1. **General Maintenance Tray (SET1-2600AC):** Comprehensive selection of hand tools for routine maintenance and repairs.
2. **Bottom Bracket and Crankset Tool Tray (SET2-2600AC):** Everything you need to work on bottom bracket area and cranksets + NEW Hanger Genie 2.0.
3. **Wheel Tools Tray (SET3-2600AC):** Tools for wheel truing and spoke maintenance.
4. **Torque Tools and Pliers tool Tray (SET4-2600AC):** Advanced set of general tools for precision work
5. **Drivetrain Maintenance Tray (SET5-2600AC):** Tools for drivetrain maintenance and smooth operation.
6. **Wheel Building Tool Tray (SET1-2600C):** Updated selection of specialized wheel building tools.
7. **Frame and Fork Tool Tray (SET2-2600C):** General frame and fork repair tools.

8. **Frame preparation tool Tray (SET3-2600C):** Fine selection of reamers, taps and thread repairing tools.
9. **Bleed Kit Tray (SET1-2600BK):** Tools for brake system maintenance and repair (Shimano, SRAM, Magura)
10. **Bearing Service Tool Tray (SET-2600E-US):** Tools for installing and removing bearings on bike frames and bike components.

WHY CHOOSE UNIOR:

Unior is a trusted name in the tool industry, known for its commitment to quality, innovation, and precision engineering. With decades of experience and a dedication to excellence, Unior products are designed to exceed the expectations of even the most discerning professionals.

Upgrade your workspace today with the Unior 2600C Master Workbench, featuring the integrated Unior 990WD7 BLACK Tool Cabinets with Wooden Bench Top with Stainless Steel Cover, and discover the ultimate combination of functionality, durability, and style.

SKU	ID
629831	2600C



CHECK WHAT'S INCLUDED



NEW

PROFESSIONAL MECHANIC WORKBENCH

Elevate Your Workshop with the Unior 2600A Professional Mechanic Workbench

Experience the pinnacle of workspace efficiency and durability with the Unior 2600A Professional Mechanic Workbench. Designed for the demands of professional mechanics and serious enthusiasts, this workbench combines robust construction, ample storage, and superior functionality to enhance your productivity.

- **Durable Construction:** Built from high-quality materials, the workbench ensures long-lasting performance. The sturdy steel frame and robust tabletop can withstand heavy-duty use.
- **Ample Storage:** Featuring the integrated Unior 990WD7 BLACK Tool Chest, which includes seven wide drawers, providing generous storage space for your tools and equipment, keeping your workspace organized and clutter-free.
- **Ergonomic Design:** Thoughtfully designed to provide a comfortable working height, reducing strain and improving efficiency during extended tasks.
- **Versatile Usage:** Ideal for various applications and bike repairs, making it a versatile addition to any professional bike workshop.
- **Sleek and Professional Look:** The modern design not only enhances functionality but also adds a sophisticated touch to your workspace.

DIMENSIONS AND SPECIFICATIONS:

- Total Size: Length 2m, Height 91cm, Depth 75cm
- Weight Capacity: 1000kg
- Workbench Code: 629830

UNIOR 990WD7 BLACK TOOL CHEST FEATURES:

- material: premium PLUS sheet metal
- Central Locking System: Cabinets come with a lock and folding key
- Drawers: Fully extendable drawers with top quality ball-bearing slides
- Painting: coated with eco-friendly paint
- 7 Drawers: 5 x shallow drawers (L 564 x W 570 x H 70mm), 2x high drawers (L 564 x W 605 x H 150mm)
- Total volume capacity: 214L
- Load capacity/drawer: 50kg

UNIOR 990TW WOODEN BENCH TOP FEATURES:

- **Enhanced Durability:** Treated for resistance to wear and tear, maintaining its appearance and functionality over time.
- **Natural Aesthetic:** Adds a touch of classic elegance to your workshop with its natural wooden finish.
- **Wooden Bench Top Dimensions:** Length 2m, Height 4cm, Depth 75cm
- **Bench Top Material:** Beech wood

USAGE:

Oriented towards professional mechanics, expert home mechanics, and demanding enthusiasts, this workbench is perfect for those who require a reliable and efficient workspace. Ideal for bike (cycling) mechanics, it supports a wide range of mechanical tasks, from routine maintenance to complex repairs. This makes it a valuable addition to professional garages, workshops, and industrial environments.

TOOL TRAYS:

1. General Maintenance Tray (SET1-2600AC): Comprehensive selection of hand tools for routine maintenance and repairs.
2. Bottom Bracket and Crankset Tool Tray (SET2-2600AC): Everything you need to work on bottom bracket area and cranksets + NEW Hanger Genie 2.0.
3. Wheel Tools Tray (SET3-2600AC): Tools for wheel truing and spoke maintenance.
4. Torque Tools and Pliers tool Tray (SET4-2600AC): Advanced set of general tools for precision work
5. Drivetrain Maintenance Tray (SET5-2600AC): Tools for drivetrain maintenance and smooth operation.

WHY CHOOSE UNIOR:

Unior is a trusted name in the bike industry, known for its commitment to quality and innovation. With a legacy of excellence, Unior bike tools are designed to meet the highest standards, ensuring reliability and superior performance.

Upgrade your workspace with the Unior 2600A Professional Mechanic Workbench, featuring the integrated Unior 990WD7 BLACK Tool Chest and Unior 990TW Wooden Bench Top, and discover the ultimate combination of functionality, durability, and style.



SKU	ID
629830	2600A

CHECK
WHAT'S
INCLUDED



NEW

SUSPENSION WORKBENCH

The Ultimate Solution for Bike Suspension Specialists

Introducing the Unior 2600D Suspension Workbench, specifically designed for mountain bike suspension specialists and workshops dedicated to suspension systems. This workbench includes a preselected set of Unior bike tools, developed to work on most suspension forks and rear shocks available on the market. The benchtop features a stainless steel cover that prevents oil stains and makes cleaning easier.

- Added Vice: The workbench is equipped with a vice, size 150mm, for precise work, ensuring secure clamping of components during maintenance.
- Bench Mount Clamp: The benchtop-mounted clamp allows easy holding of suspension forks during servicing.
- Paper Roll Holder: Mounted under the bench, the paper roll holder allows for quick and easy cleaning of oil spills and residues.

TOOL TRAYS:

- Suspension tools 1 (SET1-2600D): Tools for maintenance and repair of suspension forks.
- Suspension tools 2 (SET2-2600D): Tools for maintenance and repair of suspension forks.
- Suspension tools 3 (SET3-2600D): Specialized tools for suspension servicing.
- Unior 990WD7 BLACK Tool Cabinet
- The workbench also includes the Unior 990WD7 BLACK tool chest, offering extensive storage space to keep your workshop organized.

UNIOR 990WD7 BLACK TOOL CHEST FEATURES:

- material: premium PLUS sheet metal
- Central Locking System: Cabinets come with a lock and folding key
- Drawers: Fully extendable drawers with top quality ball-bearing slides
- Synthetic Covering: Protects drawers and tools from damage
- Eco-Friendly Coating: Coated with Qualicoat quality standard paint
- 7 Drawers: 5 x shallow drawers (L 564 x W 570 x H 70mm), 2x high drawers (L 564 x W 605 x H 150mm)
- Basic Dimensions: L 663 x W 650 x H 870 mm
- Total volume capacity: 214L
- Load capacity/drawer: 50kg

WHY CHOOSE THE UNIOR 2600D SUSPENSION WORKBENCH?

The Unior 2600D Suspension Workbench is designed to meet the highest standards of bike suspension professionals. With its robust construction, dedicated tools, and thoughtful design, it is ideal for anyone needing a reliable and efficient workspace for suspension maintenance and repairs. Upgrade your workshop with the Unior 2600D Suspension Workbench and experience the superior quality and functionality it offers.

SKU	ID
629832	2600D



COMPLETE SERVICE SOLUTIONS

CHECK
WHAT'S
INCLUDED



SET OF TOOLS IN TRAY 1 FOR 2600A AND 2600C

#	SKU	ID	EMPTY TRAY		
1	629833	SET1-2600AC	629844	v11-2600AC	NEW
2	629834	SET2-2600AC	629845	v12-2600AC	NEW
3	629835	SET3-2600AC	629846	v13-2600AC	NEW
4	629836	SET4-2600AC	629847	v14-2600AC	NEW
5	629837	SET5-2600AC	629848	v15-2600AC	NEW

1 GENERAL TOOLS



CHECK
WHAT'S
INCLUDED

2 BB & CRANK TOOLS



CHECK
WHAT'S
INCLUDED

3 WHEEL TOOLS



CHECK
WHAT'S
INCLUDED

4 TORQUE TOOLS AND PLIERS



CHECK
WHAT'S
INCLUDED

5 DRIVETRAIN TOOLS



CHECK
WHAT'S
INCLUDED

SET OF TOOLS IN TRAY 1 FOR 2600C

#	SKU	ID	EMPTY TRAY		
1	629839	SET1-2600C	629849	v11-2600C	NEW
2	629840	SET2-2600C	629850	v12-2600C	NEW
3	628651	SET3-2600C-US	628654	v13-2600C	

1 WHEEL BUILDING



CHECK
WHAT'S
INCLUDED

2 FRAME AND FORK TOOLS



CHECK
WHAT'S
INCLUDED

3 FRAME PREPARATION TOOLS



CHECK
WHAT'S
INCLUDED

BEARING SERVICE TOOL TRAY FOR 2600E

- Installation kit includes spindle with two threaded handles, adaptors for following standard bearings: 608, 1526, 6000, 6001, 6802, 6803, 6804, 6805, 6900, 6901, 6902, 6903, R6, 28x17 (Hope), BB30, all Press-fit standards and two different sized plastic coated adaptors, to protect carbon surfaces during bearing installation.
- One of the threaded handles includes a quick release system for quick and easy use.
- Removal kit includes heavy duty slide hammer with adaptors that support bearing removal with inner bearing dimensions 6.5-8, 10-12, 12-15, 17-20, 22-28, 30-36mm.
- All parts come arranged in a cut-out foam and fit all the Unior wide workbench drawers.



SKU	ID	EMPTY TRAY	
628676	SET-2600E-US	628120	v1-2600E



CHECK
WHAT'S
INCLUDED

SET OF TOOLS IN TRAY FOR 2600D

#	SKU	ID	EMPTY TRAY		
1	629841	SET1-2600D	629851	v11-2600D	NEW
2	629842	SET2-2600D	625477	v12-2600D	NEW
3	629843	SET3-2600D	625478	v13-2600D	NEW

1 SUSPENSION SERVICE SET #1



CHECK
WHAT'S
INCLUDED

2 SUSPENSION SERVICE SET #2



CHECK
WHAT'S
INCLUDED

3 SPECIALIZED TOOLS FOR SUSPENSION SERVICE



CHECK
WHAT'S
INCLUDED

BLEEDKIT SET

The BleedKit tool tray was created in cooperation with high quality European made BleedKit.com brand.

The tray includes complete set for bleeding most popular brakes on the market. The mineral oil part includes a TPX syringe for easier handling beside everything for bleeding all Shimano, Magura, TRP and Tektro hydraulic brakes. Set for bleeding DOT oil supported brakes includes TPX syringes for easier handling besides everything for bleeding all SRAM hydraulic brakes. No fluids are included.

MINERAL OIL PART INCLUDES:

- Lever end 30 ml transparent funnel (syringe body) with brass M5 thread
- Threaded stainless steel plug (oil stopper) with hanger
- Lever end 20 ml Luer slip type transparent funnel (syringe body) for Magura MT levers
- Caliper end 20 ml TPX syringe with a long-lasting tube
- Stainless steel tube insert providing a guided fitment between the tube and the bleed nipple
- Tube with M6 brass fitting for Magura and TRP / Tektro hydraulic brakes
- Clamps for easier gravity bleed
- Brass M5-M6 adapter for TRP / Tektro hydraulic brakes
- Brass adapter for Shimano drop bar hydraulic brakes (Dura-Ace, Ultegra, 105, GRX, Tiagra)
- Base for funnel and adapters with spare O-ring studs at the bottom
- Bleed block for Shimano flat bar hydraulic brakes (2 or 4 piston type). Also suitable for TRP / Tektro
- Bleed block for Shimano drop bar hydraulic brakes
- Bleed blocks for Magura MT hydraulic brakes
- Rubberized one side hook and loop strap, 25 cm (for securing the caliper syringe to frame or fork)
- Spare O-rings (5 pcs)

COMPATIBILITY:

This kit is compatible with absolutely all Shimano hydraulic brakes (XTR, XT, Saint, Zee, SLX, Deore, Alivio, Acera, Alfine, Metrea) including Shimano drop bar hydraulic brakes (Dura-Ace, Ultegra, 105, Tiagra, GRX).

This kit is also compatible with all Magura MT and Tektro and TRP hydraulic brakes.

THE DOT KIT INCLUDES:

- 3x 20 ml TPX syringes
- 2x M5 assembly
- 1x Edge assembly
- Spare O-rings
- Bleed block for older type SRAM hydraulic brakes (2 or 4 piston type)
- Bleed block for latest SRAM hydraulic brakes

SUITABLE FOR

This kit is compatible with absolutely all SRAM hydraulic brakes including 2017+ hydraulic brakes with Bleeding Edge bleed port. Also compatible with all Avid (Elixir, Juicy...) and all older type Formula hydraulic brakes (Oro, C1, R1, R0, K24, K18...). Not compatible with Formula Cura hydraulic brakes.

SKU	ID	EMPTY TRAY	
629500	SET1-2600BK	629467	v1.SET1-2600BK



CHECK
WHAT'S
INCLUDED



PROFESSIONAL MECHANIC TOOL CARRIAGE

The Professional Mechanic Tool Carriage is the equivalent of our Professional Mechanic Workbench but in carriage form allowing you flexibility of placement using high-capacity casters.

- Containing a curated selection of the most used tools for your workshop, shows and events.
- Featuring 7 drawers of tools all held in laser cut foam trays and an additional 8th deep drawer for storage of workshop essentials.

CARRIAGE FEATURES:

- Material: 1.2mm thick Premium PLUS sheet metal
- Possibility to add accessories
- Blind nuts for fixing accessories are mounted to the carriage
- Static load capacity of carriage without casters: 1600kg
- Dynamic load capacity of carriages: 300 kg
- Maximum capacity of each drawer: 45kg
- 8 drawers (7x L 563 x W 365 x H 70mm, 1x L 563 x W 383 x H 150mm)
- Basic dimensions with handle and casters L 800 x W 440 x H 923mm
- Total volume of drawers: 135 litres
- Drawers are compatible with SOS tool trays 1/3, 2/3, 3/3
- Left and right side are perforated
- Includes 10 hooks dimension 50mm
- ABS plate on the top of the carriage


SKU	ID
629226	1600N1-US



BEARING SERVICE TOOL TRAY

- Installation kit includes spindle with two threaded handles, adaptors for following standard bearings: 608, 1526, 6000, 6001, 6802, 6803, 6804, 6805, 6900, 6901, 6902, 6903, R6, 28x17 (Hope), BB30, all Press-fit standards and two different sized plastic coated adaptors, to protect carbon surfaces during bearing installation.
- One of the threaded handles includes a quick release system for quick and easy use.
- Removal kit includes heavy duty slide hammer with adaptors that support bearing removal with inner bearing dimensions 6.5-8,10-12, 12-15, 17-20, 22-28, 30-36mm.
- All parts come arranged in a cut-out foam trays, that fits our Europlus, Eurovision, Eurostyle and Hercules trolleys

SKU	ID	EMPTY TRAY	
629063	1600SOS20-US	626105	v1.1600SOS20




BIKE TOOL SET IN TOOL TRAY

We took the tools from our Professional Mechanic Work Bench and adopted the SOS inserts to fit drawers of our trolleys. The selection of tools is now available in seven individual trays made of high-quality foam (from model 1600SOS13 to model 1600SOS19), where each tool has its own place. Foam trays fit all models of Europlus, Eurovision, Eurostyle and Hercules carriages.

Each foam tray is available separately to match your needs.

#	SKU	ID	EMPTY TRAY	
1	629197	1600SOS13-US	629198	v1600SOS13
2	629195	1600SOS14-US	629200	v1600SOS14
3	629193	1600SOS15-US	629202	v1600SOS15
4	629191	1600SOS16-US	629204	v1600SOS16
5	629189	1600SOS17-US	629206	v1600SOS17
6	629187	1600SOS18-US	629208	v1600SOS18
7	629185	1600SOS19-US	629210	v1600SOS19

1



2



3



4



5



6



7



WORKSHOP A LA CART



MADE
FOR
WORK.



NEW

TECH BENCH, FULL FRONT WITH BACK PANEL AND LIGHT

Built from high-quality materials, the workbench is designed to withstand heavy-duty use, ensuring long-lasting performance. The robust steel frame and stainless-steel bench top provide a durable and resilient workspace.

Featuring two integrated Unior 990WD7 BLACK Tool Cabinets, each with seven wide drawers, that will fit the 2600 series tool trays, providing extensive storage space for tools and equipment, keeping your workspace organized and clutter-free. The middle power support cabinet is equipped with reels with electrical cable and hose for compressed air. Engineered for optimal ergonomic positioning, the workbench provides a comfortable working height, reducing strain and enhancing productivity during prolonged tasks. Ideal for various types of bike repairs, from road bikes and mountain bikes to e-bikes, kids' bikes, and cargo bikes. The workbench is designed to meet the diverse needs of professional mechanics and demanding enthusiasts. The sleek and modern design not only enhances functionality but also adds a sophisticated touch to your workshop or garage.

DIMENSIONS AND SPECIFICATIONS:

- Total Size: Length 2m, Height 91cm, Depth 75cm
- Weight Capacity: 1000kg
- The stainless-steel bench top, resistant to corrosion, rust, and heat up to 100°C, ensures your bench top remains durable, reliable, and pristine against everyday wear and tear
- Two 990WD7 Wide Drawer Cabinets combined offer 14 storage drawers, all capable of accommodating 2600 series tool trays and plenty of room to store all the spare parts.
- 990PNE Power Support Cabinet: Equipped with a reel for an electricity cable and a hose for compressed air with a spring return system, this cabinet helps keep your workshop tidy and ready to use frequently needed accessories.
- Perforated Back Panel, spanning the entire width of the workbench, it can be used with accessories such as hooks and tool holders (not included) to extend storage space. Includes LED lighting for sufficient workspace illumination and a handy parapet channel for charging accessories, bike components, electric tools, or personal electronics.

UNIOR 990TW-SST WOODEN BENCH TOP WITH STAINLESS STEEL COVER FEATURES:

- Superior Strength and Durability: The inox stainless steel cover provides a robust shield against everyday wear and tear, ensuring that your bench top remains in top condition.
- Inox stainless steel cover: Specially engineered to withstand corrosive elements and rust, extending the life of your bench top and maintaining its pristine appearance.
- Heat Resistance: Withstanding temperatures up to 100°C, this cover is perfect for handling high-temperature tasks without damage.
- Long-term Reliability: Designed for durability, this bench top ensures you enjoy a consistently beautiful and functional work surface day after day.
- Worktop dimensions: Length 2m, Depth 75cm

UNIOR 990WD7 BLACK TOOL CHEST FEATURES:

- Heavy-duty Construction: Made from high-quality Premium PLUS steel, the tool cabinet offers exceptional durability and stability.
- Seven Wide Drawers: Each cabinet provides ample storage (total volume 214L) space for tools of various sizes, ensuring that everything you need is within easy reach.
- Smooth Operation: Equipped with ball-bearing slides, the drawers open and close smoothly, even when fully loaded.
- Drawer dimensions: 5 x L 564 x W 570 x H 70mm, 2 x L 564 x W 605 x H 150mm
- Drawer Capacity: Each drawer can hold up to 50kg.
- Secure Storage: Central locking system ensures that your tools are safe and secure when not in use.
- Stylish Design: Finished in sleek black, the tool cabinet adds a professional and modern look to your workspace.

UNIOR 990PNE BLACK POWER SUPPORT FOR MODULAR WORK BENCH

- Elevate your workshop experience with the 990PNE Power Support Cabinet, where functionality meets reliability. Power Support Cabinet is designed to enhance the functionality of your workshop with unparalleled convenience and efficiency.
- Crafted from premium PLUS sheet metal for durability and longevity
- Includes two reels, electric cable and hose for compressed air with stop and spring return function for hassle-free operation.
- The electric cable reel features a 13m cable suitable for 220V, ensuring ample reach and power supply.
- Compressed air hose reel includes a 10m hose on the reel, and an additional 3m hose to connect to the air compressor or system. The hose's outer diameter is 12mm and it uses 1/4" connector, providing optimal airflow with a max. working pressure of 7 bars.
- The bottom part of the cabinet is dedicated to storage and closed with lockable metal door.

UNIOR 990BP BACK PANEL WITH LIGHT AND PARAPET CHANNEL

- Perforated Back Panel is made from premium PLUS sheet metal and coated with the eco color of Qualicoat quality standard, ensuring both durability and a sleek appearance. Spanning the entire width of the 2m workbench, this versatile back panel can be used with accessories such as hooks, tool holders and overhead cabinet to get the most out of additional storage space. This back panel includes integrated LED lighting for optimal workspace illumination and a convenient parapet channel for charging accessories, bike components, electric tools, or personal electronics.
- material: premium PLUS sheet metal
- Eco color of Qualicoat quality standard
- Dimensions: L 2000 x H 1155mm
- LED lighting with a lifetime of 25000 hours and color temperature of 4000K
- Parapet channel compatible with OBO STD-D0 Modul 45 plugs

SKU	ID
629896	990TB1



NEW

TECH BENCH WITH TWO WIDE CABINETS

Built from high-quality materials, the workbench is designed to withstand heavy-duty use, ensuring long-lasting performance. The robust steel frame and stainless-steel bench top provide a durable and resilient workspace.

Featuring two integrated Unior 990WD7 BLACK Tool Cabinets, each with seven wide drawers, that will fit the 2600 series tool trays, providing extensive storage space for tools and equipment, keeping your workspace organized and clutter-free. The middle power support cabinet is equipped with reels with electrical cable and hose for compressed air. Engineered for optimal ergonomic positioning, the workbench provides a comfortable working height, reducing strain and enhancing productivity during prolonged tasks. Ideal for various types of bike repairs, from road bikes and mountain bikes to e-bikes, kids' bikes, and cargo bikes. The workbench is designed to meet the diverse needs of professional mechanics and demanding enthusiasts. The sleek and modern design not only enhances functionality but also adds a sophisticated touch to your workshop or garage.

DIMENSIONS AND SPECIFICATIONS:

- Total Size: Length 2m, Height 91cm, Depth 75cm
- Weight Capacity: 1000kg
- The stainless-steel bench top, resistant to corrosion, rust, and heat up to 100°C, ensures your bench top remains durable, reliable, and pristine against everyday wear and tear
- Two 990WD7 Wide Drawer Cabinets combined offer 14 storage drawers, all capable of accommodating 2600 series tool trays and plenty of room to store all the spare parts.

UNIOR 990TW-SST WOODEN BENCH TOP WITH STAINLESS STEEL COVER FEATURES:

- Superior Strength and Durability: The inox stainless steel cover provides a robust shield against everyday wear and tear, ensuring that your bench top remains in top condition.
- Inox stainless steel cover: Specially engineered to withstand corrosive elements and rust, extending the life of your bench top and maintaining its pristine appearance.
- Heat Resistance: Withstanding temperatures up to 100°C, this cover is perfect for handling high-temperature tasks without damage.
- Long-term Reliability: Designed for durability, this bench top ensures you enjoy a consistently beautiful and functional work surface day after day.
- Worktop dimensions: Length 2m, Depth 75cm

UNIOR 990WD7 BLACK TOOL CHEST FEATURES:

- Heavy-duty Construction: Made from high-quality Premium PLUS steel, the tool cabinet offers exceptional durability and stability.
- Seven Wide Drawers: Each cabinet provides ample storage (total volume 214L) space for tools of various sizes, ensuring that everything you need is within easy reach.
- Smooth Operation: Equipped with ball-bearing slides, the drawers open and close smoothly, even when fully loaded.
- Drawer dimensions; 5 x L 564 x W 570 x H 70mm, 2 x L 564 x W 605 x H 150mm
- Drawer Capacity: Each drawer can hold up to 50kg.
- Secure Storage: Central locking system ensures that your tools are safe and secure when not in use.
- Stylish Design: Finished in sleek black, the tool cabinet adds a professional and modern look to your workspace.

SKU	ID
629897	990TB2



NEW

TECH BENCH, FULL FRONT

Built from high-quality materials, the workbench is designed to withstand heavy-duty use, ensuring long-lasting performance. The robust steel frame and stainless-steel bench top provide a durable and resilient workspace.

Featuring two integrated Unior 990WD7 BLACK Tool Cabinets, each with seven wide drawers, that will fit the 2600 series tool trays, providing extensive storage space for tools and equipment, keeping your workspace organized and clutter-free. The middle power support cabinet is equipped with reels with electrical cable and hose for compressed air. Engineered for optimal ergonomic positioning, the workbench provides a comfortable working height, reducing strain and enhancing productivity during prolonged tasks. Ideal for various types of bike repairs, from road bikes and mountain bikes to e-bikes, kids' bikes, and cargo bikes. The workbench is designed to meet the diverse needs of professional mechanics and demanding enthusiasts. The sleek and modern design not only enhances functionality but also adds a sophisticated touch to your workshop or garage.

DIMENSIONS AND SPECIFICATIONS:

- Total Size: Length 2m, Height 91cm, Depth 75cm
- Weight Capacity: 1000kg
- The stainless-steel bench top, resistant to corrosion, rust, and heat up to 100°C, ensures your bench top remains durable, reliable, and pristine against everyday wear and tear
- Two 990WD7 Wide Drawer Cabinets combined offer 14 storage drawers, all capable of accommodating 2600 series tool trays and plenty of room to store all the spare parts.

UNIOR 990TW-SST WOODEN BENCH TOP WITH STAINLESS STEEL COVER FEATURES:

- Superior Strength and Durability: The inox stainless steel cover provides a robust shield against everyday wear and tear, ensuring that your bench top remains in top condition.
- Inox stainless steel cover: Specially engineered to withstand corrosive elements and rust, extending the life of your bench top and maintaining its pristine appearance.
- Heat Resistance: Withstanding temperatures up to 100°C, this cover is perfect for handling high-temperature tasks without damage.
- Long-term Reliability: Designed for durability, this bench top ensures you enjoy a consistently beautiful and functional work surface day after day.
- Worktop dimensions: Length 2m, Depth 75cm

UNIOR 990WD7 BLACK TOOL CHEST FEATURES:

- Heavy-duty Construction: Made from high-quality Premium PLUS steel, the tool cabinet offers exceptional durability and stability.
- Seven Wide Drawers: Each cabinet provides ample storage (total volume 214L) space for tools of various sizes, ensuring that everything you need is within easy reach.
- Smooth Operation: Equipped with ball-bearing slides, the drawers open and close smoothly, even when fully loaded.
- Drawer dimensions: 5 x L 564 x W 570 x H 70mm, 2 x L 564 x W 605 x H 150mm
- Drawer Capacity: Each drawer can hold up to 50kg.
- Secure Storage: Central locking system ensures that your tools are safe and secure when not in use.
- Stylish Design: Finished in sleek black, the tool cabinet adds a professional and modern look to your workspace.

UNIOR 990PNE BLACK POWER SUPPORT FOR MODULAR WORK BENCH

- Elevate your workshop experience with the 990PNE Power Support Cabinet, where functionality meets reliability. Power Support Cabinet is designed to enhance the functionality of your workshop with unparalleled convenience and efficiency.
- Crafted from premium PLUS sheet metal for durability and longevity
- Includes two reels, electric cable and hose for compressed air with stop and spring return function for hassle-free operation.
- The electric cable reel features a 13m cable suitable for 220V, ensuring ample reach and power supply.
- Compressed air hose reel includes a 10m hose on the reel, and an additional 3m hose to connect to the air compressor or system. The hose's outer diameter is 12mm and it uses 1/4" connector, providing optimal airflow with a max. working pressure of 7 bars.
- The bottom part of the cabinet is dedicated to storage and closed with lockable metal door.

SKU	ID
629898	990TB3



NEW

TECH CORNER BENCH WITH NARROW CABINET AND BACK PANEL

Whether you're looking to build a corner workshop or just extend the work bench surface, this corner bench is a great solution and pairs with any Unior workbench perfectly.

Built from high-quality materials, the workbench is designed to withstand heavy-duty use, ensuring long-lasting performance. The robust steel frame and stainless-steel bench top provide a durable and resilient workspace.

Featuring integrated narrow cabinet with 2 drawers and door, providing extensive storage space for tools and equipment, keeping your workspace organized and clutter-free. Engineered for optimal ergonomic positioning, the workbench provides a comfortable working height, reducing strain and enhancing productivity during prolonged tasks. Ideal for various types of bike repairs, from road bikes and mountain bikes to e-bikes, kids' bikes, and cargo bikes. The workbench is designed to meet the diverse needs of professional mechanics and demanding enthusiasts. The sleek and modern design not only enhances functionality but also adds a sophisticated touch to your workshop or garage.

- Thick, high-quality beech plywood top provides a durable and resilient workspace.
- Integrated 990NDD2 narrow cabinet with 2 drawers and door.
- Perforated Back Panel, covering the entire width of the corner workbench. It can be used with accessories such as hooks and tool holders (not included) to extend storage space.
- Parapet channel for charging accessories, bike components, electric tools or personal electronics.

UNIOR 990NDD2 BLACK TOOL CHEST FEATURES:

- Heavy-duty Construction: Made from high-quality Premium PLUS steel, the tool cabinet offers exceptional durability and stability.
- Two narrow drawers with dimensions L 374 x W 570 x H 70 mm and 30 litres volume.
- Lockable metal door with shelf for additional storage.
- Smooth Operation: Equipped with ball-bearing slides, the drawers open and close smoothly, even when fully loaded.
- Drawer Capacity: Each drawer can hold up to 50kg.
- Secure Storage: Central locking system ensures that your tools are safe and secure when not in use.
- Stylish Design: Finished in sleek black, the tool cabinet adds a professional and modern look to your workspace.

UNIOR 990BP BACK PANEL WITH LIGHT AND PARAPET CHANNEL

- Perforated Back Panel is made from premium PLUS sheet metal and coated with the eco color of Qualicoat quality standard, ensuring both durability and a sleek appearance. Spanning the entire width of the 2m workbench, this versatile back panel can be used with accessories such as hooks, tool holders and overhead cabinet to get the most out of additional storage space. This back panel includes integrated LED lighting for optimal workspace illumination and a convenient parapet channel for charging accessories, bike components, electric tools, or personal electronics.
- material: premium PLUS sheet metal
- Eco color of Qualicoat quality standard
- Dimensions: L 2000 x H 1155mm
- LED lighting with a lifetime of 25000 hours and color temperature of 4000K
- Parapet channel compatible with OBO STD-D0 Modul 45 plugs



NEW

SKU	ID
629900	990TBC

BACK PANEL WITH LIGHT AND PARAPET CHANNEL

Perforated Back Panel is made from premium PLUS sheet metal and coated with the eco color of Qualicoat quality standard, ensuring both durability and a sleek appearance. Spanning the entire width of the 2m workbench, this versatile back panel can be used with accessories such as hooks, tool holders and overhead cabinet to get the most out of additional storage space. This back panel includes integrated LED lighting for optimal workspace illumination and a convenient parapet channel for charging accessories, bike components, electric tools, or personal electronics.

- material: premium PLUS sheet metal
- Eco color of Qualicoat quality standard
- Dimensions: L 2000 x H 1155mm
- LED lighting with a lifetime of 25000 hours and color temperature of 4000K
- Parapet channel compatible with OBO STD-D0 Modul 45 plugs

SKU	ID
629899	990BP





WOODEN WORKING PLATE WITH STAINLESS STEEL COVER

- Elevate Your Works pace with Unmatched Durability and Style
- Protect your valuable investment with our premium wooden bench top, now enhanced with a sleek inox stainless steel cover – an unbeatable combination of style and strength. Engineered to resist corrosion, rust, and temperatures up to 100°C, this bench top is designed for long-term use, ensuring that your workspace remains as beautiful and functional as the day you set it up.
- Superior Strength and Durability: The inox stainless steel cover provides a robust shield against everyday wear and tear, ensuring that your bench top remains in top condition.
- Corrosion and Rust Resistance: Specially engineered to withstand corrosive elements and rust, extending the life of your bench top and maintaining its pristine appearance.
- Heat Resistance: Withstanding temperatures up to 100°C, this cover is perfect for handling high-temperature tasks without damage.
- Non-Porous Surface: Prevents dirt and oil stains from penetrating the material, making it easy to clean and maintain, keeping your workspace hygienic and professional.
- Long-term Reliability: Designed for durability, this bench top ensures you enjoy a consistently beautiful and functional work surface day after day.
- Invest in the longevity and aesthetics of your workshop with the Unior Wooden Bench Top and Inox Stainless Steel Cover (Article 990TW-SST). Ensure your investment lasts and looks stunning for years to come. Get yours today!

SKU	ID	DIM
629423		1497×747×38
629424	990TW-SST	1997×747×38
629425		2497×747×38



WOODEN BENCH TOP

- beech plywood
- protected with environmentally friendly coating

SKU	ID	DIM
625630		1500 x 750 x 40
625631	990TW	2000 x 750 x 40
625632		2500 x 750 x 40



ANGLE WOODEN BENCH TOP

- beech plywood
- protected with environmentally friendly coating

SKU	ID
628149	990TW1



TOOL CHEST WIDE - 7 DRAWERS

- material: premium PLUS sheet metal
- central locking system with a lock and folding key
- lock with key included also foam keyring
- full extension drawers with top quality ball-bearing slides
- the synthetic covering protects drawers and tools from damage
- coated with eco colour of Qualicoat quality standard
- 7 drawers (5 x L 564 x W 570 x H 70mm, 2 x L 564 x W 605 x H 150mm)
- basic dimensions L 663 x W 650 x H 870 mm
- total volume of drawers: 214 litres
- possible use of SOS tool tray system in drawers
- maximum capacity of each drawer: 50kg

SKU	ID	DIM
628585	990WD7-BLACK	663 x 650 x 870



WIDE DRAWER CABINET - 2 DRAWERS AND DOOR

- material: premium PLUS sheet metal
- central locking system with a lock and folding key
- lock with key included also foam keyring
- full extension drawers with top quality ball-bearing slides
- the synthetic covering protects drawers and tools from damage
- coated with eco colour of Qualicoat quality standard
- 2 drawers (2 x L 564 x W 570 x H 70 mm)
- with door
- basic dimensions L 663 x W 650 x H 870 mm
- total volume of drawers: 45 litres
- possible use of SOS tool tray system in drawers
- maximum capacity of each drawer: 50kg

SKU	ID	DIM
629433	990WDD2-BLACK	663 x 650 x 870



NARROW DRAWER CABINET - 6 DRAWERS

- material: premium PLUS sheet metal
- central locking system with a lock and folding key
- lock with key included also foam keyring
- full extension drawers with top quality ball-bearing slides
- the synthetic covering protects drawers and tools from damage
- coated with eco colour of Qualicoat quality standard
- 6 drawers (4 x L 374 x W 570 x H 70 mm, 1 x L 374 x W 605 x H 150 mm, 1 x L 374 x W 605 x H 230 mm)
- basic dimensions L 475 x W 650 x H 870 mm
- total volume of drawers: 145 litres
- possible use of SOS tool tray system in drawers
- maximum capacity of each drawer: 50kg

SKU	ID	DIM
626166	990ND6-BLACK	475 x 650 x 870



NARROW DRAWER CABINET - 2 DRAWERS AND DOOR

- material: premium PLUS sheet metal
- central locking system with a lock and folding key
- lock with key included also foam keyring
- full extension drawers with top quality ball-bearing slides
- the synthetic covering protects drawers and tools from damage
- coated with eco colour of Qualicoat quality standard
- 2 drawers (2 x L 374 x W 570 x H 70 mm)
- with door
- basic dimensions L 475 x W 650 x H 870 mm
- total volume of drawers: 30 litres
- possible use of SOS tool tray system in drawers
- maximum capacity of each drawer: 50kg

SKU	ID	DIM
626167	990NDD2-BLACK	475 x 650 x 870



POWER SUPPORT FOR MODULAR WORK BENCH

Elevate your workshop experience with the 990PNE Power Support Cabinet, where functionality meets reliability. Power Support Cabinet is designed to enhance the functionality of your workshop with unparalleled convenience and efficiency.

- Crafted from premium PLUS sheet metal for durability and longevity
- Includes two reels, electric cable and hose for compressed air with stop and spring return function for hassle-free operation.
- The electric cable reel features a 13m cable suitable for 220V, ensuring ample reach and power supply.
- Compressed air hose reel includes a 10m hose on the reel, and an additional 3m hose to connect to the air compressor or system. The hose's outer diameter is 12mm and it uses 1/4" connector, providing optimal airflow with a max. working pressure of 7 bars.
- The bottom part of the cabinet is dedicated to storage and closed with lockable metal door.

SKU	ID
628809	990PNE-BLACK



CLEANING SUPPORT FOR MODULAR WORK BENCH

- material: premium PLUS sheet metal
- With 2 pull out drawers.
- In the upper drawer can be placed a paper roll of max. dia. 270mm and max. length 380mm. There is also a place on the back side of the drawer for the spare paper roll.
- The lowest drawer has 2 divided containers for waste, total volume 50 litres; the first container has possibility to put the waste through the flap door on the front side of the drawer.
- coated with eco colour of Qualicoat quality standard

SKU	ID
628810	990BIN-BLACK



WIDE TOOL CHEST UNDERBASE

The Unior 990WDU BLACK Wide Tool Chest Underbase is designed to elevate your workbench, optimizing your worktop height for better ergonomics. This sturdy underbase also offers convenient storage for tool carriages, keeping your workspace organized and clutter-free when they are not in use.

FEATURES:

- Height Elevation: Raises workbench height by 60mm (total base height 78mm) for improved ergonomics.
- Efficient Storage: Allows for easy storage of tool carriages beneath your workbench.
- Durable Construction: High-quality steel build ensures long-lasting durability.
- material: premium sheet metal

SKU	ID	DIM
627688	990WDU-BLACK	60



NARROW TOOL CHEST UNDERBASE

The Unior 990NDU BLACK Narrow Tool Chest Underbase is designed to elevate your workbench, optimizing your worktop height for better ergonomics. This sturdy underbase also offers convenient storage for tool carriages, keeping your workspace organized and clutter-free when they are not in use. Narrow tool chest underbase is designed to use with narrow Unior cabinets.

FEATURES:

- Height Elevation: Raises workbench height by 60mm (total base height 78mm) for improved ergonomics.
- Efficient Storage: Allows for easy storage of tool carriages beneath your workbench.
- Durable Construction: High-quality steel build ensures long-lasting durability.
- material: premium sheet metal

SKU	ID	DIM
627689	990NDU-BLACK	60



ADJUSTABLE LEG FOR MODULAR WORK BENCH

- material: premium sheet metal
- coated with eco colour of Qualicoat quality standard

SKU	ID
626630	990LA-BLACK




3 Build your backwall (above the bench top)

SUPPORT

- material: premium PLUS sheet metal
- coated with eco colour of Qualicoat quality standard

SKU	ID	DIM	TYPE
627690	990SR-BLACK	32 x 45 x 1155	RIGHT
627691	990SM-BLACK		MIDDLE
627694	990SL-BLACK		LEFT



HANGING CABINET FOR WORK BENCHES

- material: premium PLUS sheet metal
- door locked with lock and folding key
- lock with key included also foam keyring
- coated with eco colour of Qualicoat quality standard
- maximal load capacity of hanging cabinet length 1000mm is 40kg, for 1250mm and 1500mm is 50kg. Load capacity of the shelf is 15kg
- hanging door with telescopic mechanism
- on the bottom part of the cabinet is set a light holder
- two possibilities of hanging - on the support leg of the modular work bench or on the wall. For hanging on the wall additional support is enclosed.


SKU	ID	DIM
628808	990CAU-BLACK	1000
629561		1250



PERFORATED BACK, 2 PCS SET

- coated with eco colour of Qualicoat quality standard
- material: premium PLUS sheet metal

SKU	ID	DIM
625652	990B	952 x 1018
625653		1202 x 1018
625654		1436 x 1018



HOLDER FOR LIGHT WITH CONSOLE

SKU	ID	DIM
625663	990HL	999
625664		1249
625665		1499



LIGHT

SKU	ID	DIM
625666	990LIGHT	600
625667		900
625671		1200

🕒 25000h 💧 IP20 4000k

UV:FREE Hg:FREE



HOLDER WITH PARAPET CHANNEL

- Compatible with OBO STD-D0 Modul 45 plugs

SKU	ID	DIM
625656	990HPC	983 x 73,3 x 131,3
625657		1233 x 73,3 x 131,3
625658		1467 x 73,3 x 131,3



NEW**PAPER ROLL HOLDER**

- metal construction
- possibility of assembly under the work bench or on the wall
- for paper roll max. dia. 370mm and max. length 380mm
- holder has a serrated knife for easy cut of the paper

SKU	ID	DIM
629559	h.990.PAP-BLACK	1000

**HOOK, 10 PCS SET**

- for display boards, display panel and tool cabinets
- it is possible to fix the hangers in a required position
- chrome plated

SKU	ID	DIM
609478	997.1	35
609479		50
609480		80
609447		100
610559		150
610560		200

**SET 4 INSERT NUTS**

SKU	ID
626419	990IN4

**HOLDER FOR PLASTIC BOX**

SKU	ID	DIM
625660	990HPB	1000
625661		1250
625662		1500

**SHELF WITH HOLDERS**

- material: premium PLUS sheet metal
- coated with eco colour of Qualicoat quality standard

SKU	ID	DIM
625672	990SHELF	1000
625673		1250
625674		1500



HEAVY DUTY DRAWER CABINET

- heavy duty and durable cabinet construction
- cabinet dimensions: L1221 × W700 × H1304 mm
- 6 drawers: 2 in size L1106 × W596 × H72 mm with capacity 90 kg and 4 in size L1106 × W596 × H198 mm with capacity 180 kg
- total drawer volume: 522 liters
- 100% extension drawers with high quality ball bearing slides
- central locking system with a lock and folding key
- block safety system prevents simultaneous opening of more than one drawer. When one drawer is opened, all other drawers are locked and cannot be opened, which prevents drawer from tipping over.
- customization – divide drawers with the use of partitions and dividers according to your needs
- made of premium PLUS sheet metal
- painted with eco colors of Qualicoat quality standard


SKU	ID	DIM
628256	991HD-BLACK	1106 × 596 × 198



SUSPENSION SERVICE SINK

- A perfect addition to our modular workbenches - the Suspension Service Sink.
- Designed to make working on suspension forks and shocks as efficient as possible, it's constructed entirely of stainless steel and is equipped with a host of features developed with input from service professionals.
- Auto adjust clamp will hold the suspension component securely and allows you to set the desired orientation. We've perforated the rear panel to accept hooks in any configuration to hang parts for easy access and drying. The sink shape and function has been optimized for easy drainage using smooth drip holes and a valved drain to collect waste oil safely. Finally there are adjustable feet which allow you to level the sink and ensure correct function at all times.

SKU	ID
629350	990SIN



SERVICE TROLLEY

- Ergonomic, lightweight and easily moved service trolley
- This industrial-quality service trolley is ideal for use in garages, engineering workshops and warehouses.
- It allows the user to easily transport tools and components around the working area, and keep them easily at hand while working on a task.
- This trolley encourages an organized, pre-planned approach to tasks, and improves efficiency, productivity and comfort.
- The water-resistant top shelf allows easy access to tools and parts at a comfortable working height, while the lower shelf provides additional storage.
- The shelves are engineered for a maximum load of 100kg each, and are protected with an impact-resistant, anti-slip mat.
- Made in Europe to the highest standards, and backed by Unior's lifetime warranty.

INCLUDES:

- 4 casters - 2 fixed and 2 swivelling. One easily-braked caster.
- Two water-resistant shelves, upper complete with impact-absorbing, anti-slip mat

SPECIFICATIONS:

- Total capacity 200kg. Maximum 100kg per shelf.
- Assembled dimensions: 1072 x 600 x 887mm
- Packaged dimensions: 1020 x 635 x 190mm

SKU	ID	DIM
628211	940T-BLACK	1072x600x887

MOBILE DESK

- material: premium PLUS sheet metal
- working surface with mobile durable plate with buckle, size landscape A3
- raised edge for preventing plate slippage
- mobile phone stand
- holes for pen storage
- deepened storage surface for accessories
- 2 drawers L 563 x W 365 x H 70mm
- drawers can be modified with partitions set 940ES3A or 940ES3
- 2 storage surfaces in the lower part of the trolley
- ergonomic handle
- central locking system with a lock and folding key
- oil and acid resistant casters of a diameter of 100 mm, one with brake, which blocks spinning and swivelling of the caster
- full extension drawers with top quality ball-bearing slides
- the synthetic covering protects drawers and tools from damage
- coated with eco colour of Qualicoat quality standard
- basic dimensions with handle and casters L 770 x W 460 x H 1252mm
- maximum capacity of each drawer: 45kg
- drawers compatible with SOS tool trays 1/3, 2/3, 3/3

SKU	ID	DIM
628215	994-BLACK	770x460x1252



TOOL CARRIAGE HERCULES

- material: premium PLUS sheet metal
- central locking system with a lock and folding key
- lock with key included also foam keyring
- oil and acid resistant casters of a diameter of 125mm, two with brake, which blocks spinning and swiveling of the caster
- full extension drawers with top quality ball-bearing slides
- opening and closing of drawers is very simple due to the uniform solution - drawer handle on the upper side enables users a synchronic grip and opening of a carriage drawer.
- drawers with non-slip interior synthetic lining
- coated with eco colour of Qualicoat quality standard
- 7 front drawers (5x L 563 x W 365 x H 70mm, 2x L 563 x W 383 x H 150mm)
- basic dimensions with handle and casters L 1182 x W 640 x H 955 mm
- total volume of drawers: 133 litres
- door with lock
- wooden worktop
- static load capacity of carriages without casters: 2300 kg
- dynamic load capacity of carriages: 550 kg
- capacity of front drawers: 45 kg
- drawers compatible with SOS tool trays 1/3, 2/3, 3/3

ADVANTAGES:

- Perforated wall on the back side of the tool carriage allows hanging tools with tool hooks
- As an accessories available also a spray holder for easy storage of sprays up to dia. 68mm, and a back door with a lock

SKU	ID	DIM
628212	940H2-BLACK	1182x640x955

TOOL CARRIAGE EUROSTYLE

- material: premium PLUS sheet metal
- central locking system with a lock and folding key
- lock with key included also foam keyring
- oil and acid resistant casters of a diameter of 100 mm, one with brake, which blocks spinning and swiveling of the caster
- full extension drawers with top quality ball-bearing slides
- the synthetic covering protects drawers and tools from damage
- wide range of accessories
- coated with eco colour of Qualicoat quality standard
- 7 drawers (5 x L 560 x W 365 x H 70 mm, 2 x L 560 x W 400 x H 150 mm)
- basic dimensions with handle and casters L 760 x W 440 x H 895 mm
- total volume of drawers: 140 litres
- static load capacity of carriage without casters: 1600kg
- dynamic load capacity of carriages: 300 kg
- maximum capacity of each drawer: 45kg
- left and right side are perforated
- include 10 hooks dimension 50mm
- ABS plate on the top of the carriage
- drawers compatible with SOS tool trays 1/3, 2/3, 3/3

SKU	ID	DIM
628213	940E4/1L-BLACK	760x440x895



UNIOR GEAR

 **UNIOR**
BIKE TOOLS

**MADE
FOR
WORK.**



MINI BOTTLE OPENER

- A compact and portable addition to your everyday carry.
- Crafted from high-quality tool steel for exceptional durability.
- Designed with a sleek and compact form factor, making it perfect for attaching to your key ring.
- An essential tool for any occasion, whether you're camping, attending parties, or simply enjoying a cold beverage.
- Equipped with a sturdy fastening loop, allowing you to securely attach it to your key ring or other items.
- Upgrade your keychain with the Mini bottle opener, a reliable and stylish tool that ensures you're always prepared to pop open a bottle whenever the occasion calls for it.

SKU	ID
629499	45/2A



BOTTLE OPENER WITH HANDLE

- An essential tool for your workshop, garage, or toolbox. This must-have tool ensures you can enjoy a refreshing beverage after a hard day's work.
- Precision-crafted from laser-cut tool steel for durability and longevity.
- Double-dipped handle offers superior comfort and hassle-free bottle opening.
- Designed with an Unior bike tools handle to seamlessly integrate with other Unior tools in your workshop.
- An essential tool for every workshop, garage, or toolbox, making it versatile and practical.
- Convenient hanging hole for easy storage and accessibility.
- Reward yourself with a cold drink "When Work's Done".

SKU	ID
629429	45/2DP



UNIOR BICYCLE MECHANICS BOOK #1

- Written by expert mechanic Denise Belzil who has over 30 years experience
- Richly detailed how-to instructions plus images to guide professional and home bike mechanics
- Volume 1 covers hubs, bottom brackets and headsets over 274 pages. Volume 2 covers gear and brake systems over 318 pages
- Spiral bound for easy use
- High quality laminated paper for durability in the workshop

SKU	ID	
627300	KAT.BIKEBOOK1	EN
627302		FR



UNIOR BICYCLE MECHANICS BOOK #2

- Written by expert mechanic Denise Belzil who has over 30 years experience
- Richly detailed how-to instructions plus images to guide professional and home bike mechanics
- Volume 1 covers hubs, bottom brackets and headsets over 274 pages. Volume 2 covers gear and brake systems over 318 pages
- Spiral bound for easy use
- High quality laminated paper for durability in the workshop

SKU	ID	
627722	KAT.BIKEBOOK2	EN
627723		FR



ZIPPER HOODIE

Like our Pullover version this is made from a resilient ring spun and combed cotton (80%) + polyester (20%) blend. Made using 280g/m2 material featuring a straight-cut shape with a single jersey lined hood, plus flat cord drawstrings.

- Light grey with contrasting white Unior logo on the front and Made For Work on the rear
- Front pouch
- Made For Work, Rest and Play

SKU	ID	
629274	1854Z-BIKE	S
629275		M
629276		L
629277		XL
629278		XXL



HOODIE

Made from a resilient ring spun and combed cotton (80%) + polyester (20%) blend. Our new pullover hoodie is designed for everyday use from 280g/m2 material, featuring a straight-cut shape with a single jersey lined hood plus flat cord drawstrings.

- Light grey with contrasting white Unior logo on the front and Made For Work on the rear
- Front pouch
- Made For Work, Rest and Play

SKU	ID	
629269	1854BIKE	S
629270		M
629271		L
629272		XL
629273		XXL



T-SHIRT UNIOR FOR MEN

- A classic mid-weight Tee made from 100% cotton with short sleeves and a crew neck. Grey with contrasting white printing – Unior logo on the front and Made For Work on the back.
- Simple, clean and timeless.

SKU	ID	
629810	1850M.UNIOR	S
629811		M
629812		L
629813		XL
629814		XXL



SOCKS

A seamless technical sports socks made from Cotton and Elastane for comfort and breathability. Ideal for whatever you like to ride!

SKU	ID	
629455	1858WHITE	37-42
629456		43-48



SKU	ID	
629457	1858BLACK	37-42
629458		43-48



LABEL MADE FOR WORK

- Made to be stuck anywhere—our new Made For Work sticker comes in a holographic finish for a bit of fun. It catches the eye and adds a bit of happiness to your day.
- Be sure to tag us on Instagram with @uniorbiketools to show us where you stick yours.

SKU	ID
626693	1843MFW-BIKE TOOLS
626694	1843MFW-HAND TOOLS



LABEL UNIOR BIKE TOOLS

Holographic stickers are a firm favorite with our tool fans. This one shows our logo with a bit of style.

SKU	ID	DIM
629544	1843BIKE-HOLOGRAPHIC	97 x 25



LABEL UNIOR BIKE TOOLS STRIPES

With a slightly retro vibe, this sticker is a little different for us bringing a little fun to the party.

SKU	ID	DIM
629545	1843BIKE-STRIPES	147 x 20



ENAMELED CUP

- Like our tools, this cup is made in Slovenia. Black enamel with a contrasting white lettering and interior, it's tough and designed to last. Perfect for any drink while you work.
- Suitable for all hobs including induction
- Non-allergenic – doesn't contain nickel
- Easy to clean
- Non toxic

SKU	ID
629266	1841A-BLACK
629267	1841A-RED



TRUCKER CAP

Grey with embroidered white Unior Bike Tools logo, this is a wardrobe staple. 100% cotton canvas with ventilation holes, wide brim and fit adjuster it's ready for wear whenever you feel like it.

SKU	ID
629268	1839



LOGO PANEL

- Our new wall sign is the ideal finishing touch for your workspace.
- Measurements: 550 x 150 mm

SKU	ID
629279	PANEL1



SPARE PARTS



MADE
FOR
WORK.

SCAN ME FOR
SPARE PARTS



Forged by the best. For the best.

An advantage of in-house manufacturing is that we offer coherent solutions to all user types. From Complete Service Solutions to portable Tool Wraps to Multitools, our range is designed to be accessible and supportive to all bike tools users.

This consistency of quality and user experience is an important part of Unior's approach. With a focus on organisation with our laser cut foam trays, to our carefully considered Tool Kits the goal remains clear - our users are confident to use Unior.

From design to production systems we operate a program of continuous improvement - as we manufacture our own tools we have full control over what we do. An advantage we have over other brands is we have **full control from raw materials to finished tool** allowing us to operate this way.



**MADE IN
SLOVENIA.**

MADE IN SLOVENIA.

Our origin story is important for the user of Unior tools. Unior's factories use the latest equipment, some of which we make in our own Machine Tools department. As a responsible manufacturer, our commitment to environmental protection is one we take seriously, and our environmental management system is in accordance with the requirements of the international standard ISO 14001.

ISO 14001 deals with different aspects: environmental protection, emergency procedures and safety at work. Specifically, environment management includes reducing resource consumption, improved productivity of technological processes and the reduction of negative environmental impacts. It is important we forge a future that is sustainable for all and Unior will continue to find solutions to this global problem.

As manufacturers of tools we have full control over the specification of not only the tool but the materials used to make it. 8 different steel types are used by Unior to ensure our tools can perform correctly and reliably throughout their lifespan.

We recognise the investment made by professionals and home users alike - Unior customers should be confident the tools they buy are the best, have been used and tested by the best, and that we back them up with support to match their expectations with a **limited lifetime warranty**.





For more information on Unior Bike Tools please contact:

Kovaška cesta 10, 3214 Zreče, Slovenia

E: bike@unior.com | T: +386 (0)3 75 78 172 | W: www.uniorbiketools.com



#uniortools
#worldofunior
#unior
#uniorbiketools