

Adjustable wrench

250/1AP



Profiles

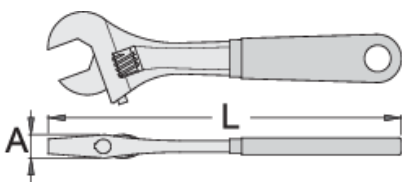







Standards

DIN 3117, ISO 6787

Product features

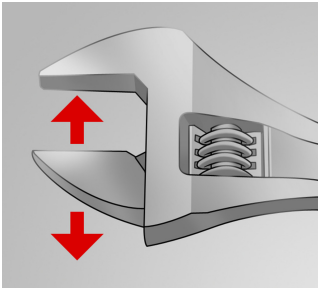
- material: premium chrome vanadium steel
- drop forged, entirely hardened and tempered
- surface finish: chrome plated according to ISO 1456:2009
- polished head
- with scale
- double plastic dipped handles
- made according to standard ISO 6787



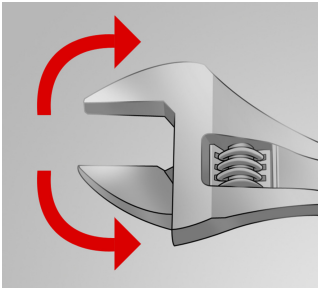
			L	A		
617246	200	8"	205	15	24	280
617247	250	10"	255	17	27	490
617248	300	12"	305	20	34	785
617249	380	16"	385	26	41	1395

* Images of products are symbolic. All dimensions are in mm, and weight in grams. All listed dimensions may vary in tolerance.

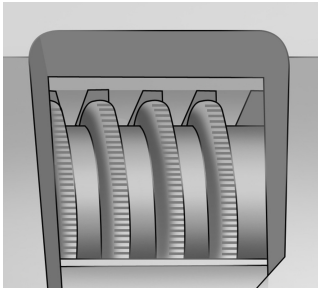
Usage (pictures)



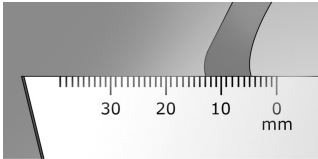
The adjustable jaw



The wrench sustains both directions of rotation



Toothed adjustable screw



Measuring scale

Photo (pictures)



Spare parts



Spare parts for adjustable wrench 250/1, 250/1A

Safety tips



- Discard any wrench with a spread or damaged fixed jaw or a bent handle



Safety (pictures)

