

# 大力士工具车

940H3



## 配置文件



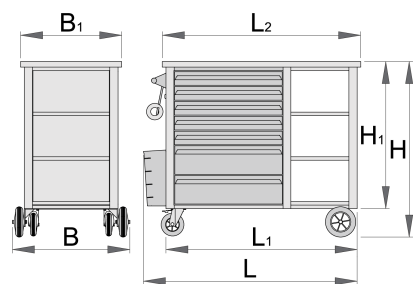
## 产品属性



- 材料:金属板材
- 锁紧装置
- lock with key included also foam keyring
- 四个轮子，其中两个轮子带制动
- 滚珠轴承滑轨抽屉
- 抽屉开关简便，允许使用者同时拉开不同层格的抽屉
- 合成材料制成的衬垫有助于抽屉和工具防损防震
- 环保无铅镉涂层
- 7个正面抽屉，尺寸560x365 mm（5个高度为70 mm，2个高度为150 mm）
- 手柄和车轮的基本尺寸为1182×W640×H955mm

- 抽屉总容量：133升
- 一侧带搁板
- 环保无铅镉涂层
- 无轮静态载荷：2300公斤
- 车厢载荷能力:550公斤
- 正面抽屉容量：45 kg
- 抽屉兼容SOS工具托盘1/ 3,2 / 3,3 /3

优势：


- 工具架穿孔背板允许用工具挂钩挂起工具
- 作为一个配件，还可提供喷雾器支架，方便存储高达fi 68mm的喷雾器，以及一个带锁的后门



	L	L1	L2	B	B1	H	H1	
615512	1182	1040	1080	640	550	955	800	94200

\* Images of products are symbolic. All dimensions are in mm, and weight in grams. All listed dimensions may vary in tolerance.


Accessories




940H工具架挂板



940E和940EV小抽屉分隔套装



940E和940EV的4件分隔套装



940H的喷雾架



940H的后门



920PLUS、940E和940EV的空SOS工具托盘




920PLUS, 940E和940EV的SOS泡沫工具盘

## 配件



Lock with keys



Ball-bearing slide, set of 1 pair



Set of casters

## Safety tips



- Lock all your drawers before trying to roll the tool carriage into a new work area.
- Set the brakes on the locking casters after you have rolled the cabinet to your work area.
- Treat your tool carriage, tool chests, or tool boxes with respect.
- Always follow the prescribed max load capacity of individual drawers and the carriage as a whole.
- Always put heavier objects in the bottom drawers
- Always close drawers when not in use.
- Always follow manufacturer manual instructions regarding assembly and repair of your tools.



- Don't open two or more drawers at the same time, there is high chance of it tipping over.
- Don't throw tools into drawer, always put the tools in.
- Don't use an opened drawer as a working surface.
- Don't clean a lacquered surface with a solvent cleaner.
- Don't pull a tool carriage as you won't be able to see where you are headed. Push it in front of you so you can see where you are going.
- Don't stack a tool carriage with too many extra chests or tool trays; it may tip over at the most unexpected time.
- Don't roll a tool carriage with loose tools or parts on top of the carriage.
- Don't roll a tool carriage too quickly; a pot hole in the floor or some hardware on the floor may cause an accident.
- Don't overload the drawers; if you haven't got room for all of your tools, you need a larger tool carriage.
- Don't open up too many loaded drawers at a time; close each drawer before opening up another. Heavily loaded opened drawers are an invitation to tipping.

