

# Phillips (PH) csavarhúzó TBI markolattal

615TBI



## Profilok

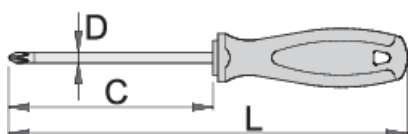


## Szabványok

ISO 8764-1, 2

## Termékjellemzők

- szár: Premium Hard króm-vanádium acél, teljes anyagában nemesített
- krómozott, feketített hegygel
- markolat: ergonomikus kialakítású
- háromkomponensű műanyag markolat
- függeszthető
- ISO 8764-1, 2 szabványok szerint
- DIN 5260-PH szabvány szerint



611701



PH 0



60









145



3

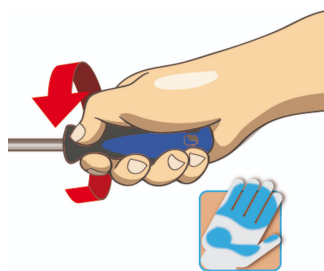


34

					
611702	PH 1	80	180	4.5	60
611703	PH 1	200	300	4.5	74
611704	PH 2	100	210	6	94
611705	PH 2	150	260	6	104
611706	PH 2	200	310	6	114
611707	PH 3	150	270	8	154
611708	PH 4	200	320	10	230

\* A termékképek illusztrációk. Minden feltüntetett méret milliméterben, a tömegek grammban. Az összes feltüntetett méret eltérhet a toleranciának megfelelően.

## Használat (pictures)



## Safety tips

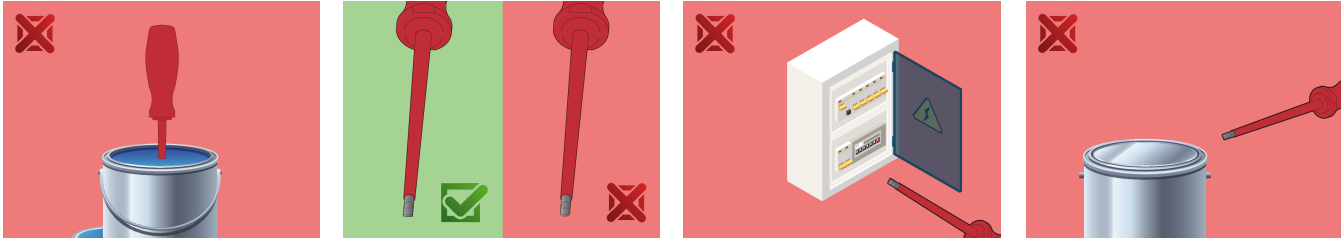


- Use a screw holding screwdriver to get screws started in awkward, hard-to-reach areas.
- Use a stubby screwdriver in close quarters where a conventional screwdriver cannot be used.
- A rounded tip should be redressed with a file; make sure edges are straight.
- Screwdrivers used in the shop are best stored in a rack. This way, the proper selection of the right screwdriver can be quickly made.
- Keep the screwdriver handle clean; a greasy handle is apt to cause accidents.
- A screwdriver should never be used as pry bar. If it is overstressed in this manner, the blade might break and send a particle of steel into the operator's arm or even towards his eyes.



- Don't use pliers on the handle of a screwdriver to get extra turning power. A wrench should only be used on the square shank or bolster of a screwdriver that is especially designed for that purpose.
- Don't expose a screwdriver blade to excessive heat as it may reduce the hardness of the blade.
- Don't use a screwdriver with a split or broken handle.
- Don't use a regular screwdriver to check a storage battery or to determine if an electrical circuit is live.

## Safety (pictures)



## Frequently asked questions

### **Can you hit the screwdriver?**

No, you should not hit the screwdriver.

### **How do we clean a multi-component handle?**

With cleaning agents designed for PP/TPE material.

### **Can a screwdriver with a PH tip be used for PZ cross head screws?**

Its use is not recommended as this can cause damage to the screw.